

# Elephant Ride

NAT102



Item no. NAT102-0412

### General Product Information

Dimensions LxWxH	80x81x67 cm
Age group	2+
Play capacity (users)	2
Colour options	



The Nature Range is made from beautiful pinewood. Timber play items are always a great addition to any playground, providing a rich and inviting new material for children to touch, feel and play with



# Elephant Ride

NAT102



## Handhold

**Physical:** opens more hold positions and ensures good grip, necessary for rocking intensely which trains hand and arm muscles.



## Rocking spring

**Physical:** response to movements adds to spatial awareness and sense of balance which are fundamental motor skills.  
**Cognitive:** trains the understanding of cause and effect: when I move my body, the spring responds with movement.



## Double seating option

**Social-Emotional:** rocking together supports cooperation skills, and physical contact with others is great for children's wellbeing, measurable in lower cortisol levels.



## Foot support


**Physical:** the footrest supports intensive rocking, which stimulates the senses of balance and space, fundamental for managing the world securely.

# Elephant Ride

NAT102



Posts and boards are made of pine wood from sustainable European sources. The wood is pressure impregnated Class 3 with Tanalith E. On request it can be supplied as FSC® Certified (FSC® C004450).



The steel surfaces are hot-dip galvanized inside and outside with lead-free zinc. The galvanisation has excellent corrosion resistance in outside environments and requires low maintenance.



KOMPAN's springs are manufactured from high-quality spring steel. The springs are cleaned by phosphating before being painted with epoxy primer and polyester powder coating. The springs are fixed by unique anti-pinch fittings for maximum safety and longevity.



The teardrop handle shape and diameter has been designed to be the optimal fitting for older children. Finishing has been achieved with special thermoplastic polyurethane (TPU) rubber surface, making it an appealing surface to touch.

Item no. NAT102-0412	
Installation Information	
Max. fall height	60 cm
Safety surfacing area	8.8 m <sup>2</sup>
Total installation time	2.7
Excavation volume	0.29 m <sup>3</sup>
Concrete volume	0.00 m <sup>3</sup>
Footing depth (standard)	42 cm
Shipment weight	68 kg
Anchoring options	In-ground ✓ Surface ✓
Warranty Information	
Handle	10 years
Galvanised Steel	Lifetime
Pinewood	10 years
Spare Parts Guarantee	10 years
Springs	5 years



# Sustainability Data

NAT102



Cradle to Gate A1-A3	Total CO <sub>2</sub> emission	CO <sub>2</sub> e/kg	Recycled materials
	kg CO <sub>2</sub> e	kg CO <sub>2</sub> e/kg	%
NAT102-0412	154.40	2.54	40.69

The overall framework applied for these factors is the Environmental Product Declaration (EPD), which quantifies "environmental information on the life cycle of a product and enable comparisons between products fulfilling the same function" (ISO, 2006). This follows the structure and applies a Life-Cycle Assessment approach to the entire Product stage from raw material through manufacturing (A1-A3))

**Kompan A/S**  
C.F. Tietgens Boulevard 32C  
DK-5220 Odense SØ  
Denmark



## Verification of CO<sub>2</sub> calculation of: Nature play



Data version no. 2023-10-05

The CO<sub>2</sub> calculation and data are in compliance with the principles of a carbon footprint impact according to the GHG protocol (Greenhouse Gas Protocol), Scope 3, cradle to gate related to all individual components in the product category: "Nature play" represented by item no.: NRO409-0621.

(Scope 3 emissions include emission sources in the upstream and downstream value chain).

**Date: 30. October 2023 | Valid until: 30. October 2025**

Verified by:

Julie Marie Vejsgaard Larsen, LCA & EPD Consultant

Verification based on report: Validation of CO<sub>2</sub> calculation of 9 categories of Kompan product line, version 1.0, prepared by: Bureau Veritas HSE, Denmark: Julie M. V. Larsen.

**Publication date: 30. October 2023**

By Bureau Veritas HSE  
www.bureauveritas.dk  
+45 7731 1000

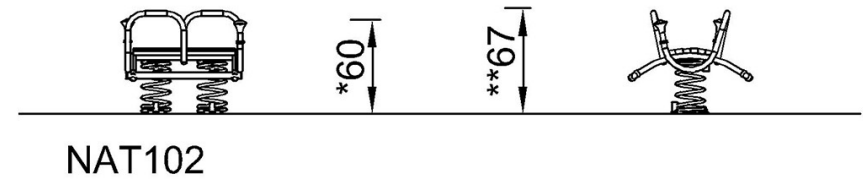
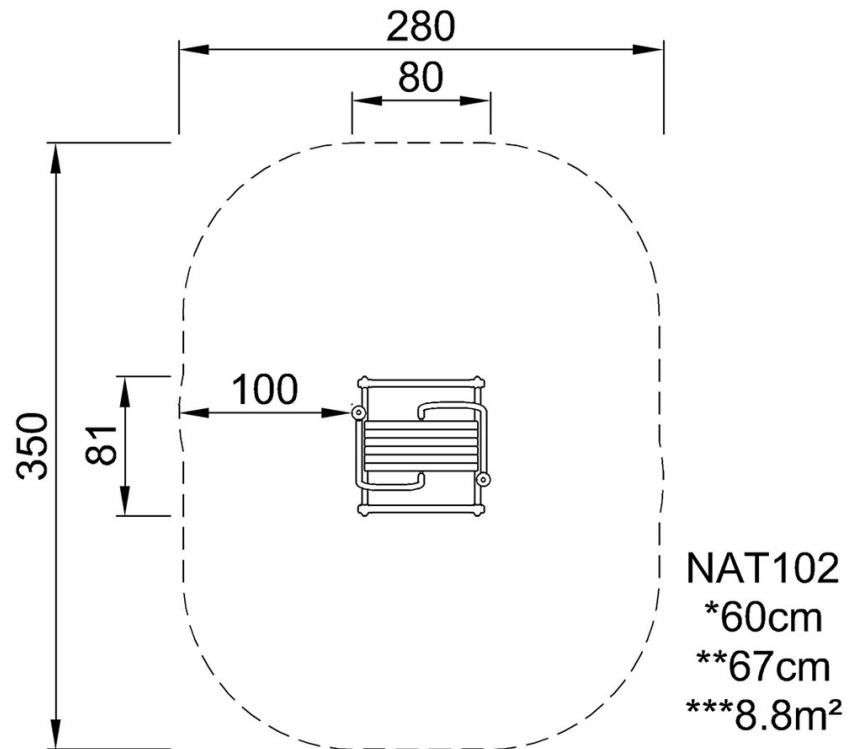


# Elephant Ride

NAT102

\* Max fall height | \*\* Total height | \*\*\* Safety surfacing area

\* Max fall height | \*\* Total height



[Click to see TOP VIEW](#)

[Click to see SIDE VIEW](#)