

# Giant L, Sensory


PCT111831



Item no. PCT111831-0901

### General Product Information

Dimensions LxWxH	910x1290x651 cm
Age group	4 - 12
Play capacity (users)	36
Colour options	



WOW! The Giant L, Sensory is awesome aesthetics, fun and function combined. The amazing color changes of the towers attract children of all abilities from afar. And the thrilling and fun play variety up high and on ground level make them come back to play again and again. The towers have see-through panels, so that children can sense the thrilling

heights and communicate with friends on ground level, and the meandering climbs up are over steep steps and open ropes. The accessible stairway provides an easy access. Apart from being fun, the climbs train the motor skills and muscles. Wild slides and bannister bars provide fast egresses but also train the children's sense of balance and space. On

ground level, a wealth of play activities invite for playing together: Gently swaying hammocks, seats and hangout pods offer points for socializing and relaxing. The amazing drawing wall adds an opportunity to enjoy the sensory effects of the tactile and responsive two-colored rollers that children can make visual patterns and codes with.

# Giant L, Sensory

PCT111831



## Moiré optic panels

**Physical:** sitting, hanging and leaning on the rope suspended panels train balance and cross-coordination. **Social-Emotional:** discussing the patterns and reasoning with others supports negotiating and listening skills, training tolerance and empathy. **Cognitive:** wondering about, understanding and explaining the reasons for the pattern occurrence support logical thinking skills.



## Drawing wall

**Physical:** stimulate fine motor skills and add sensory stimulation when leaning on them. This soothes or invigorates depending on intensity. **Social-Emotional:** the cooperation and turn-taking in making patterns from both sides supports social-emotional skills such as cooperation. **Creative:** the two-colored rollers can be used from both sides, inspiring signal-making and creativity.



## Long tube slide

**Physical:** sliding develops spatial awareness and the sense of balance. **Social-Emotional:** the height ensures extra speed and thrill. Empathy stimulated by turn-taking and consideration of others. Feeling of security when stopping on extra long slide mouth.



## Turf membrane

**Physical:** the artificial grass adds a fun feel to the seat and stimulates the sense of touch. **Social-Emotional:** great point for a break or meeting with friends.



## Movable hammock

**Physical:** sense of balance when swaying, body pressure when lying. Support users lying or seated. **Social-Emotional:** meeting, pushing friends gently back and forth, turn-taking. **Creative:** changing direction and position of hammock.



## Hangout pod

**Physical:** sitting and lying enjoying the swaying movements stimulate the sense of balance. **Social-Emotional:** meeting, taking a break is invited. Turn-taking supports the skills necessary to learn how to avoid conflicts.



## Tower net

**Physical:** the children have fast access up the horizontal rungs, and a slower climb up the sloping rungs. The net can be climbed from both sides, levelling the challenge. Cross coordination, and arm and leg muscles are trained. **Social-Emotional:** the two-sided net and spaciousness allows for social interaction. **Cognitive:** logical thinking when planning how to best enter the platform from the net.

# Giant L, Sensory

PCT111831



Hangout pod designed with a welded frame of two steel rings which are hot dip galvanized and powder coated. The membrane consist of friction-proof rubberized material of conveyor belt quality with excellent UV resistance.



Turnable optic panels of two 7mm thick polycarbonate plates with a distance of 40mm. The inside graphic print consist of an inner image layer and outer transparent protection layer. Both PC panel and the water-based lacquer are UV stabilized to prevent fading of the print.



The two colored turnable rollers are made of high quality UV stabilized and reinforced nylon (PA). The rollers are assembled on vertical steel pipes in a welded frame. All steel parts are hot dip galvanized.

Item no. PCT111831-0901	
Installation Information	
Max. fall height	338 cm
Safety surfacing area	129.0 m²
Total installation time	86.6
Excavation volume	13.32 m³
Concrete volume	5.39 m³
Footing depth (standard)	90 cm
Shipment weight	3,065 kg
Anchoring options	In-ground ✓ Surface ✓
Warranty Information	
EcoCore HDPE	Lifetime
Painted toplayer	10 years
PE slide	10 years
PP Decks	10 years
Spare parts guaranteed	10 years



Panels of 19mm EcoCore™. EcoCore™ is a highly durable, eco friendly material, which is not only recyclable after use, but also consists of material produced from +95% recycled post consumer material from food packing waste.



All decks are supported by unique designed low-carbon aluminum profiles with multiple attachment options. The grey colored molded decks are made of 75% post-consumer waste PP material with a non-skid pattern and texture surface.



Please note: Dichroic film is a reflective material. As the sun moves around a product, there will be reflections to the environment around, which can be quite bright when the sun is at a certain angle. But as the sun moves, so will the reflections.

Elevated activities 11	Accessible elevated activities	Accessible ground level activities	Accessible ground level play types
Present	8	4	3
Required	6	4	3

**CSA**  
**Z614**  
compliant

# Sustainability Data

PCT111831



Cradle to Gate A1-A3	Total CO <sub>2</sub> emission	CO <sub>2</sub> e/kg	Recycled materials
	kg CO <sub>2</sub> e	kg CO <sub>2</sub> e/kg	%
PCT111831-0901	6,211.13	2.66	50.73

The overall framework applied for these factors is the Environmental Product Declaration (EPD), which quantifies "environmental information on the life cycle of a product and enable comparisons between products fulfilling the same function" (ISO, 2006). This follows the structure and applies a Life-Cycle Assessment approach to the entire Product stage from raw material through manufacturing (A1-A3))

## Kompan A/S

C.F. Tietgens Boulevard 32C  
DK-5220 Odense SØ  
Denmark



## Verification of CO<sub>2</sub> calculation of: Play systems



Data version no. 2023-10-05

The CO<sub>2</sub> calculation and data are in compliance with the principles of a carbon footprint impact according to the GHG protocol (Greenhouse Gas Protocol), Scope 3, cradle to gate related to all individual components in the product category: "Play systems" represented by item no.: PCM200321-0950.

(Scope 3 emissions include emission sources in the upstream and downstream value chain).

**Date: 30. October 2023 | Valid until: 30. October 2025**

**Verified by:**

Julie Marie Vejsgaard Larsen, LCA & EPD Consultant

Verification based on report: Validation of CO<sub>2</sub> calculation of 9 categories of Kompan product line, version 1.0, prepared by: Bureau Veritas HSE, Denmark: Julie M. V. Larsen.

**Publication date: 30. October 2023**

By Bureau Veritas HSE  
www.bureauveritas.dk  
+45 7731 1000

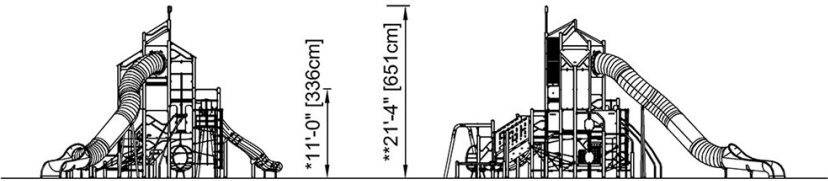
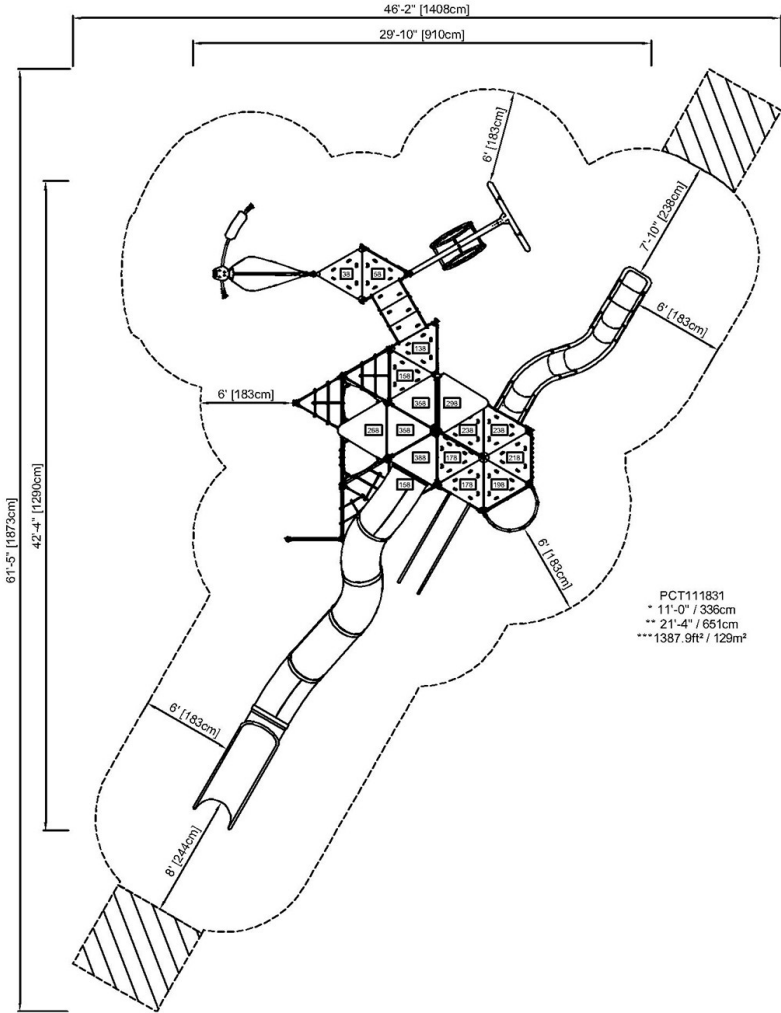


# Giant L, Sensory

PCT111831

\* Max fall height | \*\* Total height | \*\*\* Safety surfacing area

\* Max fall height | \*\* Total height



PCT111831

[Click to see TOP VIEW](#)

[Click to see SIDE VIEW](#)