

Double Tower with Plank


PCM210921



Item no. PCM210921-0905

General Product Information

Dimensions LxWxH	398x350x260 cm
Age group	4+
Play capacity (users)	9
Colour options	



WOW! The amount of play value in the Double Tower with Plank Bridge will inspire play again and again. The graded play in climbing up adds to the fun: the cross- coordination and awareness required when climbing the steel ladder or climbing wall will help the child manage the body confidently and securely through the world. The plank bridge is a

thrilling, swaying balancing event that takes alertness and offers a genuine feeling of height when the child balances over, training it's perception of distances. The fast fireman's pole is a dare devil, whizzing ride. It additionally trains the child's full body muscles when holding tight and it builds up and understanding of space, speed and distances that will come in

handy when managing e.g. traffic.



Double Tower with Plank

PCM210921



Slide

Physical: sliding develops spatial awareness and a sense of balance. Furthermore, the core muscles are trained when sitting upright going down. **Social-Emotional:** empathy stimulated by turn-taking.



Plank bridge

Physical: balancing across the plank develops the vestibular system as well as cross coordination. **Social-Emotional:** passing other children takes co-operation and teaches children turn-taking skills.



Fireman's pole

Physical: coordination is supported when going down, as well as arm and core muscles. Landing strengthens bone density, which is built for life in early childhood. **Social-Emotional:** turn-taking and risk-taking.



Pipe ladder

Physical: cross coordination and eye-hand coordination are supported when children climb the ladder. The climbing also supports leg and arm muscles. **Social-Emotional:** learning about turn taking and cooperation.



Climbing wall

Physical: develops children's cross coordination, eye-hand coordination, and muscle strength when climbing. **Social-Emotional:** two-sided climb invites cooperation.

Double Tower with Plank

PCM210921



Panels of 19mm EcoCore™. EcoCore™ is a highly durable, eco friendly material, which is not only recyclable after use, but also consists of material produced from +95% recycled post consumer material from food packing waste.



All decks are supported by unique designed low-carbon aluminum profiles with multiple attachment options. The grey colored molded decks are made of 75% post-consumer waste PP material with a non-skid pattern and texture surface.



Main posts with hot dip galvanized steel footing are available in different materials: Pressure impregnated pine wood posts. Pre-galvanized inside and outside with powder coated top finish steel posts. Lead free aluminum with color anodized top finish.



The stainless-steel activities are made of high-quality stainless steel. The steel is cleaned by a total pickling process after manufacturing to ensure a smooth and clean gliding surfaces.



The slides can be chosen in six different colors and three materials: Straight or curved one-piece molded PE slides, made from 33% recycled post-consumer materials in different colours. Combined EcoCore™ sides and stainless-steel. Full stainless steel in one piece design for more vandalism proof solutions.



Wood version of FSC®-certified (FSC®C004450) pine wood with pressure impregnated base treatment and brown painted top finish. Vertical boards and top ends protected by a unique aluminum profile for high outdoor durability.

Item no. PCM210921-0905

Installation Information

Max. fall height	148 cm
Safety surfacing area	33.7 m²
Total installation time	11.3 hours
Excavation volume	0.43 m³
Concrete volume	0.00 m³
Footing depth (standard)	90 cm
Shipment weight	358 kg
Anchoring options	Surface ✓ In-ground ✓

Warranty Information

EcoCore HDPE	Lifetime
Post	10 years
PP Decks	10 years
Spare parts guaranteed	10 years
Stainless steel components	Lifetime



Sustainability Data

PCM210921



Cradle to Gate A1-A3	Total CO ₂ emission	CO ₂ e/kg	Recycled materials
	kg CO ₂ e	kg CO ₂ e/kg	%
PCM210921-0951	584.56	1.61	72.06
PCM210921-0905	618.59	2.21	59.34

The overall framework applied for these factors is the Environmental Product Declaration (EPD), which quantifies "environmental information on the life cycle of a product and enable comparisons between products fulfilling the same function" (ISO, 2006). This follows the structure and applies a Life-Cycle Assessment approach to the entire Product stage from raw material through manufacturing (A1-A3))

KOMPAN
Let's play

Kompan A/S

C.F. Tietgens Boulevard 32C
DK-5220 Odense SØ
Denmark



Verification of CO₂ calculation of: Play systems



Data version no. 2023-10-05

The CO₂ calculation and data are in compliance with the principles of a carbon footprint impact according to the GHG protocol (Greenhouse Gas Protocol), Scope 3, cradle to gate related to all individual components in the product category: "Play systems" represented by item no.: PCM200321-0950.

(Scope 3 emissions include emission sources in the upstream and downstream value chain).

Date: 30. October 2023 | Valid until: 30. October 2025

Verified by:

Julie Marie Vejsgaard Larsen, LCA & EPD Consultant

Verification based on report: Validation of CO₂ calculation of 9 categories of Kompan product line, version 1.0, prepared by: Bureau Veritas HSE, Denmark: Julie M. V. Larsen.

Publication date: 30. October 2023

By Bureau Veritas HSE
www.bureauveritas.dk
+45 7731 1000

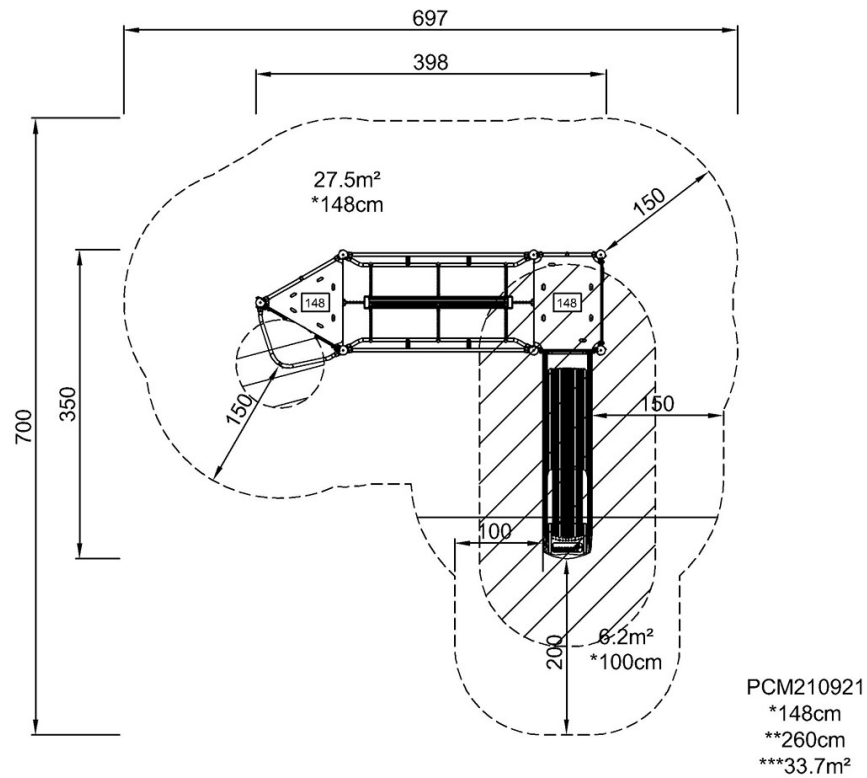


Double Tower with Plank

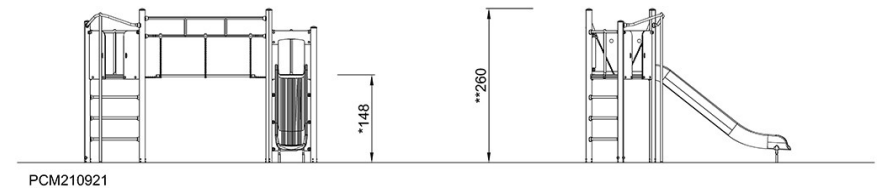
PCM210921

* Max fall height | ** Total height | *** Safety surfacing area

* Max fall height | ** Total height



[Click to see TOP VIEW](#)



[Click to see SIDE VIEW](#)