


# Quad Cube

COR10460



Item no. COR104601-0499	
General Product Information	
Dimensions LxWxH	675x1426x922 cm
Age group	5 - 12
Play capacity (users)	45
Colour options	



The Quad Cube will bring the WOW factor to any playground. At nine meters tall, children will want to climb and explore the Quad Cube as soon as they see it. The square frames with circular openings are fundamental play shapes that have fantastic play appeal. The multilevel activities will increase play duration and make children come back again and again. Climbing

between levels in the varied net climbers, the child trains cross-coordination, proprioception and spatial awareness helping develop important life skills such as managing space. They build self-confidence, which supports self-esteem and the ability to make social relations. Climbing high and using the upper Quad Cube activities is a thrilling challenge that supports

children's ability to judge risk and the stomach tickling climbs and slides provide for fun play with a purpose.




# Quad Cube

COR10460



## Bubble Window

**Social-Emotional:** invites interaction between outside and inside. **Cognitive:** distorts the sound of the voice, developing logical thinking.




## Wheels and arrow panel

**Social-Emotional:** invites cooperation due to the two-sidedness and provides for group and parallel play. **Cognitive:** the rotating elements stimulate cause and effect understanding and logical thinking.



## See-through net walls

**Social-Emotional:** adds a feeling of thrill. **Cognitive:** understanding of space and distances when looking out from the varied levels of the cubes.



## Wire frame tunnel

**Physical:** the steep climb in open space trains spatial awareness, cross coordination and muscle strength. **Social-Emotional:** sense of height and thrill, turn-taking and consideration of others.



## Membrane

**Physical:** the bouncy membrane develops the sense of balance when the child stands, steps or sits here. A faster way up, due to the extra support of the membrane. **Social-Emotional:** a meeting point for retreat from the rope landscape.



## Crawl-through hole

**Physical:** the hole allows for climbing and crawling through, developing cross coordination, proprioception and spatial awareness. **Social-Emotional:** cooperation and turn-taking when passing one another. **Cognitive:** understanding space, shape and measures when seeing if the body can fit through the hole.



## Long tube slide

**Physical:** sliding develops spatial awareness and the sense of balance. **Social-Emotional:** the height ensures extra speed and thrill. Empathy stimulated by turn-taking and consideration of others. Feeling of security when stopping on extra long slide mouth.

# Quad Cube


COR10460



Ropes of UV-stabilized PES rope strands with inner steel cable reinforcement. The polyester yarn is made from +95% post-consumer materials and is inductively melted onto each strand. The ropes are highly wear-and vandalism-resistant and can be replaced at site if needed.



Corocord 'S' clamps are used as universal connections in Corocord products. 8mm stainless steel rods with rounded edges are pressed around the ropes with a special hydraulic press, making them the ideal connector: safe, durable and vandalism-proof, all while allowing the typical movement of rope play structures.



The stainless steel components are made of high quality stainless steel in compliance with global playground standards. The steel is glass blasted after manufacturing to ensure a smooth gliding surface.



Corocord membranes consist of friction-proof rubberized material of conveyor belt quality with excellent UV resistance. Tested and compliant with REACH requirements for PAH. Embedded is a four-layered armouring made of woven polyester. The armouring and the two surface layers result in a total thickness of 7.5 mm.



Panel of 19mm EcoCore™ HDPE. This highly durable, eco-friendly material is not only recyclable after use, but also consists of a core produced from 100% recycled material.



Through KOMPAN Variant Team, you can choose between additional 7 rope colours and customize your solution. The assortment is a wide span of colours ranking from elegant and expressive black or natural and toned-down hemp colour, to a range of attractive and eye-catching signal colours.

Item no. COR104601-0499	
Installation Information	
Max. fall height	110 cm
Safety surfacing area	100.1 m²
Total installation time	228.8
Excavation volume	10.50 m³
Concrete volume	4.83 m³
Footing depth (standard)	100 cm
Shipment weight	7,993 kg
Anchoring options	In-ground ✓
Warranty Information	
Aluminium clamps	10 years
Corocord rope	10 years
Membrane	2 years
S-Clamps	10 years
Spare parts guaranteed	10 years

Elevated activities 7	Accessible elevated activities	Accessible ground level activities	Accessible ground level play types
Present	0	2	1
Required	4	2	2

CSA

Z614

compliant

# Sustainability Data

COR10460



Cradle to Gate A1-A3	Total CO <sub>2</sub> emission	CO <sub>2</sub> e/kg	Recycled materials
	kg CO <sub>2</sub> e	kg CO <sub>2</sub> e/kg	%
<b>COR104601-0499</b>	19,753.82	2.58	47.68

The overall framework applied for these factors is the Environmental Product Declaration (EPD), which quantifies "environmental information on the life cycle of a product and enable comparisons between products fulfilling the same function" (ISO, 2006). This follows the structure and applies a Life-Cycle Assessment approach to the entire Product stage from raw material through manufacturing (A1-A3))

## Kompan A/S

C.F. Tietgens Boulevard 32C  
DK-5220 Odense SØ  
Denmark



## Verification of CO<sub>2</sub> calculation of: Corocord



Data version no. 2023-10-05

The CO<sub>2</sub> calculation and data are in compliance with the principles of a carbon footprint impact according to the GHG protocol (Greenhouse Gas Protocol), Scope 3, cradle to gate related to all individual components in the product category: "Corocord" represented by item no.: COR314011-1101.

(Scope 3 emissions include emission sources in the upstream and downstream value chain).

**Date: 30. October 2023 | Valid until: 30. October 2025**

**Verified by:**

Julie Marie Vejsgaard Larsen, LCA & EPD Consultant

Verification based on report: Validation of CO<sub>2</sub> calculation of 9 categories of Kompan product line, version 1.0, prepared by: Bureau Veritas HSE, Denmark: Julie M. V. Larsen.

**Publication date: 30. October 2023**

**By Bureau Veritas HSE**  
www.bureauveritas.dk  
+45 7731 1000

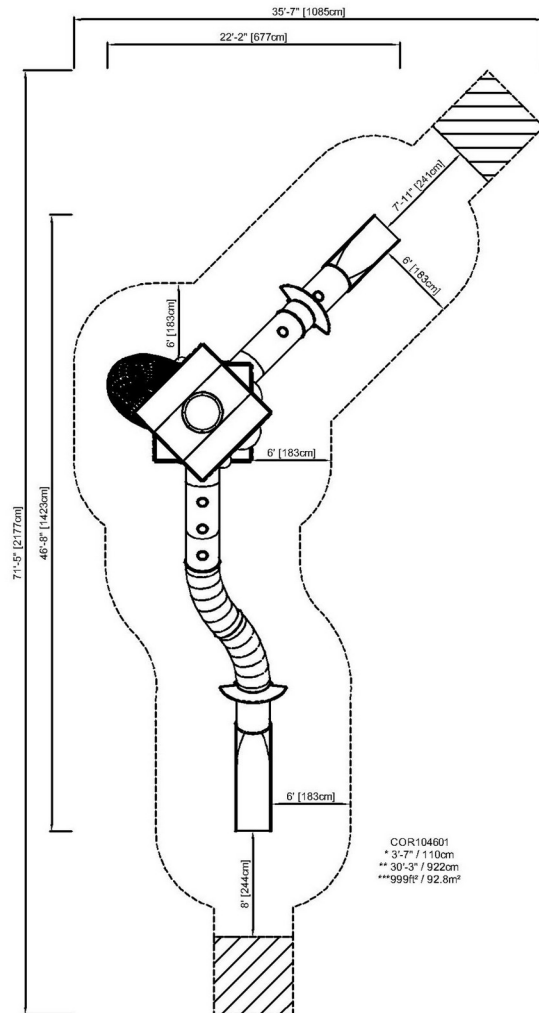




# Quad Cube

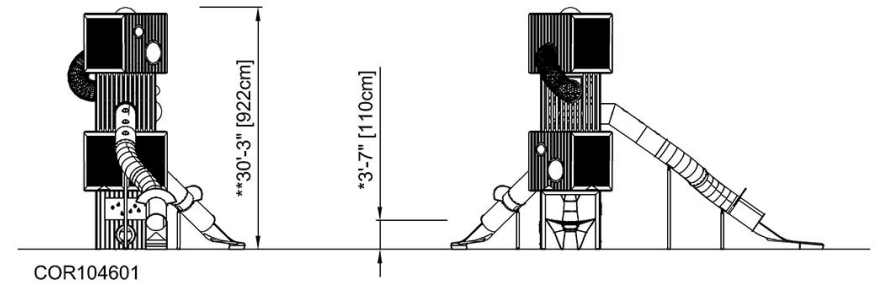
COR10460

\* Max fall height | \*\* Total height | \*\*\* Safety surfacing area



COR104601  
\* 3'-7" / 110cm  
\*\* 30'-3" / 922cm  
\*\*\* 999ft² / 92.8m²

\* Max fall height | \*\* Total height



COR104601

[Click to see TOP VIEW](#)

[Click to see SIDE VIEW](#)