


Canopus

GXY925



Item no. GXY925012-3717	
General Product Information	
Dimensions LxWxH	544x529x293 cm
Age group	6+
Play capacity (users)	9
Color options	



The amazing Canopus requires physical and agility skills. The variety of play activities mean lots of children, teens and tweens can play together at the same time. The varied spinning activities vastly train the motor skills ABC of agility, balance and coordination. The sense of balance is fundamental for all other motor skills and makes it possible for humans to manage

the world securely. In the early teenage years, the sense of balance needs extra attention due to rapid physical growth. The Satellite and Musca spinners whirl around when children use their muscles and coordination to rotate smoothly. This is great for the understanding of rotation principles. Users can spin together too, encouraging cooperation and turn-taking skills.



Canopus

GXY925



Satellite spinner

Physical: balance when standing, sitting and rotating, muscles develop when holding tight.
Social-Emotional: turn-taking, socializing.
Cognitive: logical thinking, figuring out how to make the spinner work with gravity, not against it.



Musca spinner

Physical: balance when standing, sitting and rotating, muscles develop when holding tight.
Social-Emotional: cooperation in getting the spinner to turn.



Play shell

Physical: the swaying movement stimulates the sense of balance, necessary to sit still on a chair.
Social-Emotional: meeting, taking a break and turn-taking are supported, skills necessary to learn how to avoid conflicts.



Open triangle plate

Physical: arm, leg and core muscles are developed by climbing up and through. Proprioception and spatial awareness are supported, both motor skills that help navigating the body in space.
Social-Emotional: swaying seat for a break, inviting socializing and turn-taking.

Canopus

GXY925



The steel surfaces of GALAXY are hot dip galvanised inside and outside with lead free zinc. The galvanisation has excellent corrosion resistance in outside environments and requires low maintenance.



The unique designed GALAXY connection ball is made with an inner circular core of aluminium surrounded by a shell of hard PP with a outer layer of soft TPV rubber. Flexible lead free aluminium connectors allow for installation in variable angles.



Hollow plastic components are made of 100% recyclable PE made from 33% post-consumer materials. The play shell displayed is molded in one piece with minimum 5mm wall thickness to ensure high durability in all climates around the world.

Item no. GXY925012-3717

Installation Information

Max. fall height	249 cm
Safety surfacing area	55.7 m ²
Total installation time	11.0
Excavation volume	2.46 m ³
Concrete volume	1.44 m ³
Footing depth (standard)	90 cm
Shipment weight	667 kg
Anchoring options	In-ground ✓ Surface ✓

Warranty Information

Galaxy connection ball	5 years
Hot dip galvanised steel	Lifetime
PUR components	10 years
Ropes & nets	10 years
Spare parts guaranteed	10 years



GALAXY climbing triangle with outer soft layer of PUR and corner brackets of moulded nylon (PA6). The core consist of a powder coated welded steel frame with integrated corner suspension points. Larger triangles are closed with an 18mm thick Ekogrip® panel that has a top-layer of rubber with a non-skid effect.



Coloured steel components has a base of hot dip galvanisation and a powder coated top finish. This provides an ultimate corrosion resistance in all climates around the world.



Galaxy products are available in different colour combinations with either hot dip galvanised steel surface treatment or optional with powder top finish of selected steel components. Colours of the activities are adjusted to support the individual colour combination.



Sustainability Data

GXY925




Cradle to Gate A1-A3	Total CO ₂ emission	CO ₂ e/kg	Recycled materials
	kg CO ₂ e	kg CO ₂ e/kg	%
GXY925012-3717	1,283.73	3.14	39.21

The overall framework applied for these factors is the Environmental Product Declaration (EPD), which quantifies "environmental information on the life cycle of a product and enable comparisons between products fulfilling the same function" (ISO, 2006). This follows the structure and applies a Life-Cycle Assessment approach to the entire Product stage from raw material through manufacturing (A1-A3))

Kompan A/S
 C.F. Tietgens Boulevard 32C
 DK-5220 Odense SØ
 Denmark



Verification of CO₂ calculation of: Challengers & Climbers



Data version no. 2023-10-05

The CO₂ calculation and data are in compliance with the principles of a carbon footprint impact according to the GHG protocol (Greenhouse Gas Protocol), Scope 3, cradle to gate related to all individual components in the product category: "Challengers & Climbers" represented by item no.: BLX410301-3717.

(Scope 3 emissions include emission sources in the upstream and downstream value chain).

Date: 30. October 2023 | Valid until: 30. October 2025

Verified by:

Julie Marie Vejsgaard Larsen, LCA & EPD Consultant

Verification based on report: Validation of CO₂ calculation of 9 categories of Kompan product line, version 1.0, prepared by: Bureau Veritas HSE, Denmark: Julie M. V. Larsen.

Publication date: 30. October 2023

By Bureau Veritas HSE
 www.bureauveritas.dk
 +45 7731 1000

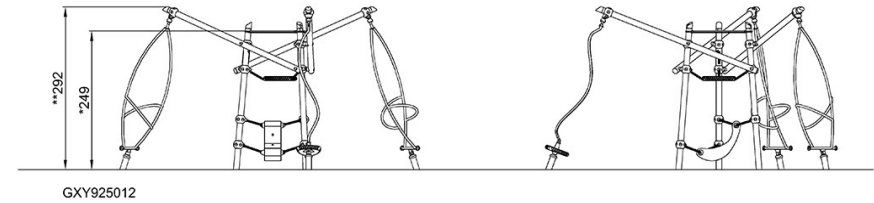
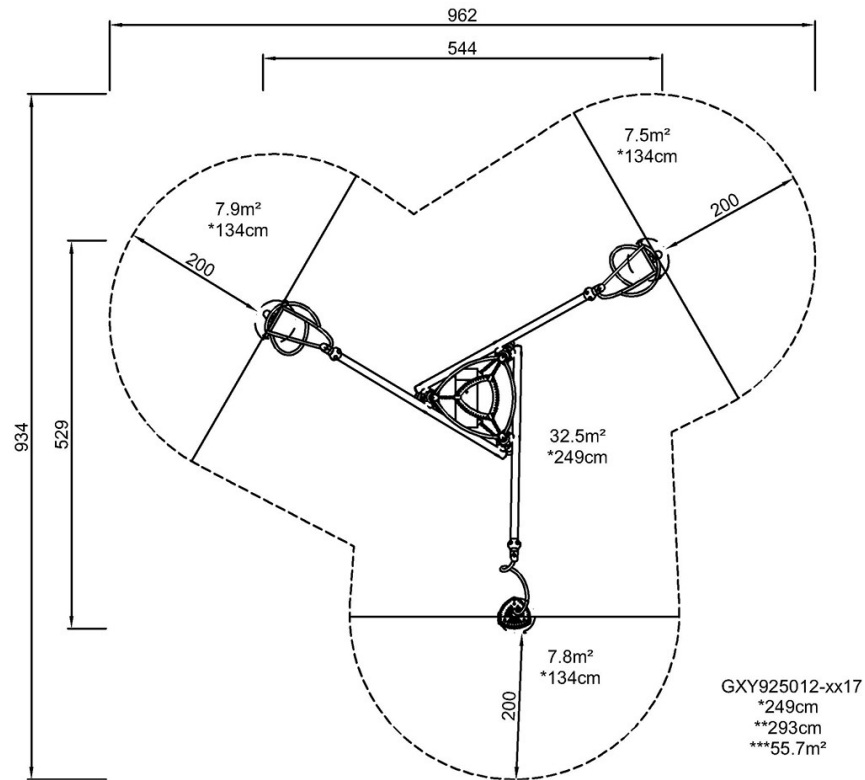


Canopus

GXY925

* Max fall height | ** Total height | *** Safety surfacing area

* Max fall height | ** Total height



[Click to see TOP VIEW](#)

[Click to see SIDE VIEW](#)