

Tower House with Slide

NRO1016




The Tower House with Slide has a fun, varied selection of scaled play climbing options and meeting points that will stimulate children to play for a long time. The tower can be climbed in a variety of ways: via the vertical climbing wall with window openings, the internal meandering decks, or the tall net. Climbing trains major muscle groups and cross-

coordination. This again stimulates cross-modal perception which is necessary in reading. The tall net is a challenging climb. There is room to do it with friends, sharing and encouraging one another on the way up. From the tower the view is amazing.

Item no. NRO1016-1021

General Product Information

Dimensions LxWxH	472x594x409 cm
Age group	4+
Play capacity (users)	12
Color options	



Tower House with Slide

NRO1016



All Organic Robinia products by KOMPAN are made of Robinia wood from sustainable European sources. On request it can be supplied as FSC® Certified (FSC® C004450).



The paint used for coloured components is water based environmentally friendly with excellent UV resistance. The paint is in compliance with EN 71 Part 3.



The hardware is made of stainless steel or galvanised steel to ensure durable connections with a high corrosion resistance.

Item no. NRO1016-1021

Installation Information

Max. fall height	300 cm
Safety surfacing area	50.0 m ²
Total installation time	26.8
Excavation volume	1.06 m ³
Concrete volume	0.20 m ³
Footing depth (standard)	100 cm
Shipment weight	1,212 kg
Anchoring options	In-ground ✓ Surface ✓



Ropes of UV-stabilized PES rope strands with inner steel cable reinforcement. The polyester yarn is made from +95% post-consumer materials and is inductively melted onto each strand.



The stainless-steel slides with one-piece slide bed are made of high-quality stainless-steel AISI 304.



The Robinia products are designed with a KOMPAN colour concept with a number of different standard colours. The wood can also be supplied as untreated or with brown painted with a pigment that maintains the wood colour.



Sustainability Data

NRO1016



Cradle to Gate A1-A3	Total CO ₂ emission	CO ₂ e/kg	Recycled materials
	kg CO ₂ e	kg CO ₂ e/kg	%
NRO1016-1021	604.10	0.56	5.90

The overall framework applied for these factors is the Environmental Product Declaration (EPD), which quantifies "environmental information on the life cycle of a product and enable comparisons between products fulfilling the same function" (ISO, 2006). This follows the structure and applies a Life-Cycle Assessment approach to the entire Product stage from raw material through manufacturing (A1-A3))

Kompan A/S
 C.F. Tietgens Boulevard 32C
 DK-5220 Odense SØ
 Denmark



Verification of CO₂ calculation of: Nature play



Data version no. 2023-10-05

The CO₂ calculation and data are in compliance with the principles of a carbon footprint impact according to the GHG protocol (Greenhouse Gas Protocol), Scope 3, cradle to gate related to all individual components in the product category: "Nature play" represented by item no.: NRO409-0621.

(Scope 3 emissions include emission sources in the upstream and downstream value chain).

Date: 30. October 2023 | Valid until: 30. October 2025

Verified by:

Julie Marie Vejsgaard Larsen, LCA & EPD Consultant

Verification based on report: Validation of CO₂ calculation of 9 categories of Kompan product line, version 1.0, prepared by: Bureau Veritas HSE, Denmark: Julie M. V. Larsen.

Publication date: 30. October 2023

By Bureau Veritas HSE
 www.bureauveritas.dk
 +45 7731 1000

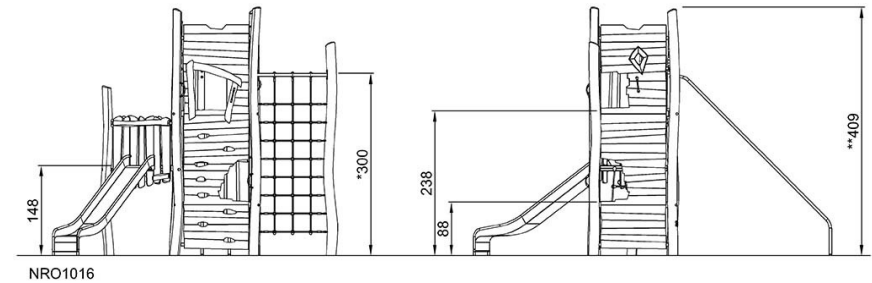
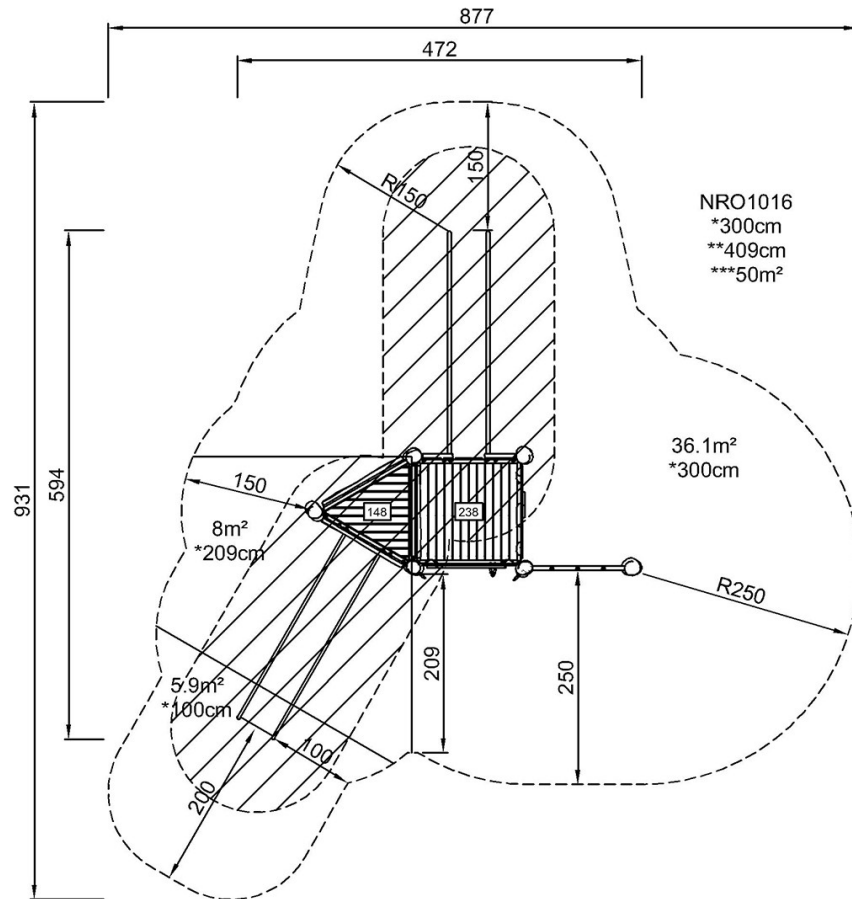


Tower House with Slide

NRO1016

* Max fall height | ** Total height | *** Safety surfacing area

* Max fall height | ** Total height



[Click to see TOP VIEW](#)

[Click to see SIDE VIEW](#)