


Seesaw with Springs

KPL111

Item no. KPL111-0402

General Product Information

Dimensions LxWxH	37x309x83 cm
Age group	3+
Play capacity (users)	2
Color options	



The Seesaw is a playground classic. It still attracts players again and again, as it has done for generations. The vintage play item is still with us for a reason: the tickling in the stomach when going up high, then going down fast is eternally appealing. The Seesaw develops the sense of space and rhythm and leg muscles of children. It helps crucial motor skills that help

children navigate the world securely, e.g. in the street when estimating time, movement and objects. The social dimension and degree of trust in your peer that is demanded when seesawing, is great training of socio-emotional life skills such as turn-taking and cooperation. Empathy is trained as well, as players consider others' limits and limitations. Or as they get

inspired to try out things they didn't dare to do before, because other children dare to.

Seesaw with Springs

KPL111



Seats are made of 22 mm thick plywood made from alder and pine wood. Both sides are covered by 2 layers of phenolic film with anti slip net pattern. All cutting edges are sealed with paint to ensure long lifetime.



KOMPAN Springs are made of high quality spring steel according to EN10270. The springs are cleaned by phosphating before they are painted with an epoxy primer and a polyester powder coating as top finish. The springs are fixed by unique anti pinch fittings for maximum safety and long lifetime.



The springs are fixed by unique anti pinch fittings for maximum safety and long lifetime.



The steel surfaces are hot dip galvanised inside and outside with lead free zinc. The galvanisation has excellent corrosion resistance in outside environments and requires low maintenance.



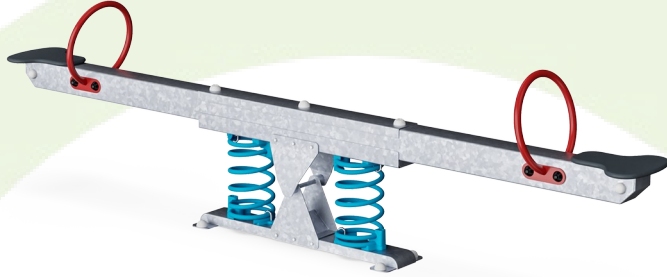
Coloured steel components have a base of hot dip galvanisation and a powder coated top finish. This provides an ultimate corrosion resistance in all climates around the world.

Item no. KPL111-0402	
Installation Information	
Max. fall height	100 cm
Safety surfacing area	11.3 m ²
Total installation time	3.7
Excavation volume	0.42 m ³
Concrete volume	0.00 m ³
Footing depth (standard)	42 cm
Shipment weight	101 kg
Anchoring options	In-ground ✓ Surface ✓



Sustainability Data

KPL111



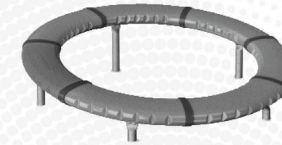
Cradle to Gate A1-A3	Total CO ₂ emission	CO ₂ e/kg	Recycled materials
	kg CO ₂ e	kg CO ₂ e/kg	%
KPL111-0402	238.70	2.41	42.00

The overall framework applied for these factors is the Environmental Product Declaration (EPD), which quantifies "environmental information on the life cycle of a product and enable comparisons between products fulfilling the same function" (ISO, 2006). This follows the structure and applies a Life-Cycle Assessment approach to the entire Product stage from raw material through manufacturing (A1-A3))

Kompan A/S
 C.F. Tietgens Boulevard 32C
 DK-5220 Odense SØ
 Denmark



Verification of CO₂ calculation of: Freestanding play equipment



Data version no. 2023-10-05

The CO₂ calculation and data are in compliance with the principles of a carbon footprint impact according to the GHG protocol (Greenhouse Gas Protocol), Scope 3, cradle to gate related to all individual components in the product category: "Freestanding play equipment" represented by item no.: GXY916012-3417.

(Scope 3 emissions include emission sources in the upstream and downstream value chain).

Date: 30. October 2023 | Valid until: 30. October 2025

Verified by:

Julie Marie Vejsgaard Larsen, LCA & EPD Consultant

Verification based on report: Validation of CO₂ calculation of 9 categories of Kompan product line, version 1.0, prepared by: Bureau Veritas HSE, Denmark: Julie M. V. Larsen.

Publication date: 30. October 2023

By Bureau Veritas HSE
 www.bureauveritas.dk
 +45 7731 1000

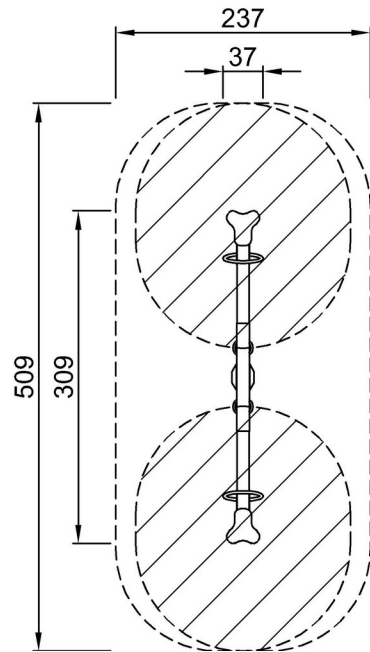


Seesaw with Springs

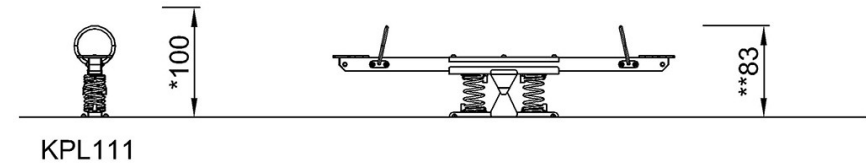
KPL111

* Max fall height | ** Total height | *** Safety surfacing area

* Max fall height | ** Total height



KPL111
*100cm
**83cm
***11.3m²



[Click to see TOP VIEW](#)

[Click to see SIDE VIEW](#)