


# Cliff Rider Ultimate

PCE310421

**KOMPAN**  
Let's play



Item no. PCE310421-0901	
General Product Information	
Dimensions LxWxH	1170x660x542 cm
Age group	6+
Play capacity (users)	36
Color options	



Wildly thrilling! The Cliff Rider Ultimate offers an immensely attractive school age children play heaven: It calls for repeated loops of action, again and again: Climbing up, down and around the richly varied accesses, with climbing cleats outside the stairs or the climbing wall accesses and gliding down the banister bars is great fun! The intensely thrilling

Cliff Rider up in the air is for the courageous. And those who aren't at the first go, can try out on the lower version. The Cliff Rider trains muscle force, tension, timing and sequencing of movements. Judging your body's movements, object control as well as timing is quite a complex task, but a necessary life skill that make it possible to navigate the body

securely and confidently through environments, e.g. street traffic. Furthermore, the self-confidence that children gain from overcoming their initial hesitations to travel on the Cliff Rider, is the more reason that they should.

# Cliff Rider Ultimate

PCE310421



The pole vaulter pole is made of a welded steel construction with a 360° standing platform of Ekogrip. The double sided curved handles are made of EcoCore material. The pole combines superior ergonomics with outstanding functionality.



The rocking movement back and forth is controlled by a heavy duty scaled double rubber torsion spring element. The rubber element ensures a safe movement and reduces speed towards the tower platforms. The base cover of molded PE material with high impact resistance.



The curved start platforms are made of a curved stainless steel plate with non skid texture. The lower part of the platform is supported by a EcoCore board for safe foothold and the rubber bumper is placed to receive the pole.

Item no. PCE310421-0901

## Installation Information

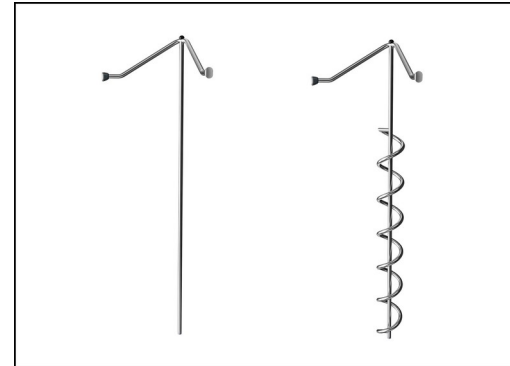
Max. fall height	273 cm
Safety surfacing area	87.8 m <sup>2</sup>
Total installation time	55.0
Excavation volume	1.71 m <sup>3</sup>
Concrete volume	0.36 m <sup>3</sup>
Footing depth (standard)	90 cm
Shipment weight	1,828 kg
Anchoring options	Surface ✓ In-ground ✓



The main posts are made of high quality pregalvanized steel with powder coated top finish. Post tops are closed with caps of UV stabilized nylon (PA6). The grey colored molded decks are made of 75% post-consumer waste PP material with a non-skid pattern and texture surface. All decks are supported by unique designed low-carbon aluminum profiles with multiple attachment options.



The climbing elements displayed are moulded in one piece with a minimum 5mm wall thickness. The climbing elements are made of recycable PE which has a high impact resistance across a wide temperature span which ensures vandal resistance in all locations.



The stainless-steel activities are made of high-quality stainless steel. The steel is cleaned by a total pickling process after manufacturing to ensure a smooth and clean gliding surfaces.



# Sustainability Data

PCE310421



## Cradle to Gate A1-A3

## Total CO<sub>2</sub> emission

## CO<sub>2</sub>e/kg

## Recycled materials

kg CO<sub>2</sub>e

kg CO<sub>2</sub>e/kg

%

**PCE310421-0901**

4,144.30

2.90

49.20

The overall framework applied for these factors is the Environmental Product Declaration (EPD), which quantifies "environmental information on the life cycle of a product and enable comparisons between products fulfilling the same function" (ISO, 2006). This follows the structure and applies a Life-Cycle Assessment approach to the entire Product stage from raw material through manufacturing (A1-A3))

### Kompan A/S

C.F. Tietgens Boulevard 32C  
DK-5220 Odense SØ  
Denmark



### Verification of CO<sub>2</sub> calculation of: Play systems



Data version no. 2023-10-05

The CO<sub>2</sub> calculation and data are in compliance with the principles of a carbon footprint impact according to the GHG protocol (Greenhouse Gas Protocol), Scope 3, cradle to gate related to all individual components in the product category: "Play systems" represented by item no.: PCM200321-0950.

(Scope 3 emissions include emission sources in the upstream and downstream value chain).

**Date: 30. October 2023 | Valid until: 30. October 2025**

**Verified by:**

Julie Marie Vejsgaard Larsen, LCA & EPD Consultant

Verification based on report: Validation of CO<sub>2</sub> calculation of 9 categories of Kompan product line, version 1.0, prepared by: Bureau Veritas HSE, Denmark: Julie M. V. Larsen.

**Publication date: 30. October 2023**

**By Bureau Veritas HSE**

www.bureauveritas.dk

+45 7731 1000

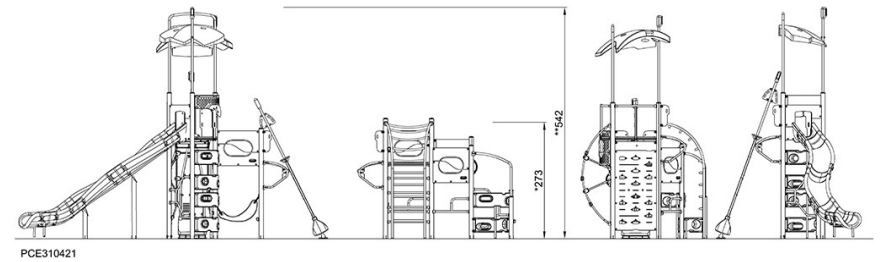
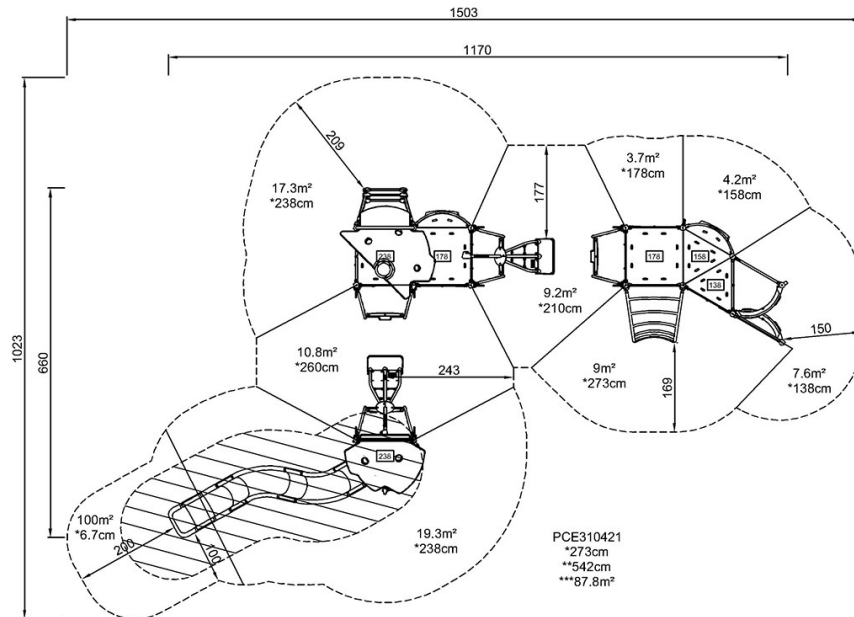


# Cliff Rider Ultimate

PCE310421

\* Max fall height | \*\* Total height | \*\*\* Safety surfacing area

\* Max fall height | \*\* Total height



[Click to see TOP VIEW](#)

[Click to see SIDE VIEW](#)