


Super Combi 1

FSW248

KOMPAN
Let's play



Item no. FSW24800-0901	
General Product Information	
Dimensions LxWxH	484x550x325 cm
Age group	13+
Play capacity (users)	11
Colour options	

Despite a compact footprint, the Super Combi 1 offers a lot of exercises for all muscle groups and difficulty levels. The step platforms are excellent for jumping, leg strength, and cardio exercises. The rings can be used for upper body strength exercises, stretching, and fun exercises like "skin the cat". The rope is designed for rope climbing training, with

features that make it accessible to non-athletes as well. There is also a target shoot for fun slam-ball exercises. Finally, we have universal parallel bars that stimulate exercise creativity and can be used directly by wheelchair users.



Super Combi 1

FSW248



The snake ladder is made of hot-dip galvanized s235 steel with the following dimensions Ø38 x 4mm. The steel surfaces are hot dip galvanised inside and outside with lead free zinc. The galvanisation has excellent corrosion resistance in outside environments and requires low maintenance.



Post are made of Ø101.6 x 2mm, pre-galvanized carbon steel and powder coated, a great protection to all conditions.



The rings are made of molded polycarbonate and TPE to ensure a good grip and soft surface. The rings are rotatable and allows for a large variety of exercises.



The top plate for the jumping platform is made of Ekogrip® panels that consist of a 15 mm polyethylene bottom layer, with a 3 mm top-layer of thermoplastic rubber with a non-skid effect for safe jumping exercises under all-weather circumstances.



The plate for the target is made from 19mm EcoCore™ HDPE that consists of +95% recycled post-consumer material from e.g., food packing waste in both core and colorful outer layer.



The Dip-Station is designed with inclusive in mind, allowing wheelchair users to access the bars at either end. The two bars are placed at two different widths and heights – one narrow and high and one wide and low to allow for training of different individuals and muscle groups.

Item no. FSW24800-0901

Installation Information

Max. fall height	300 cm
Safety surfacing area	38.5 m ²
Total installation time	10.0
Excavation volume	0.71 m ³
Concrete volume	0.44 m ³
Footing depth (standard)	90 cm
Shipment weight	554 kg
Anchoring options	In-ground ✓ Surface ✓

Warranty Information

EcoCore HDPE	Lifetime
Movable parts	2 years
PUR components	10 years
Spare parts guaranteed	10 years
Steel	10 years

**ASTM
F3101**
compliant

Sustainability Data

FSW248



Cradle to Gate A1-A3	Total CO ₂ emission	CO ₂ e/kg	Recycled materials
	kg CO ₂ e	kg CO ₂ e/kg	%
FSW24800-0901	842.06	2.36	57.44

The overall framework applied for these factors is the Environmental Product Declaration (EPD), which quantifies "environmental information on the life cycle of a product and enable comparisons between products fulfilling the same function" (ISO, 2006). This follows the structure and applies a Life-Cycle Assessment approach to the entire Product stage from raw material through manufacturing (A1-A3))

Kompan A/S
 C.F. Tietgens Boulevard 32C
 DK-5220 Odense SØ
 Denmark



Verification of CO₂ calculation of: Fitness



Data version no. 2023-10-05

The CO₂ calculation and data are in compliance with the principles of a carbon footprint impact according to the GHG protocol (Greenhouse Gas Protocol), Scope 3, cradle to gate related to all individual components in the product category: "Fitness" represented by item no.: FAZ10100-0900.

(Scope 3 emissions include emission sources in the upstream and downstream value chain).

Date: 30. October 2023 | Valid until: 30. October 2025

Verified by:

Julie Marie Vejsgaard Larsen, LCA & EPD Consultant

Verification based on report: Validation of CO₂ calculation of 9 categories of Kompan product line, version 1.0, prepared by: Bureau Veritas HSE, Denmark: Julie M. V. Larsen.

Publication date: 30. October 2023

By Bureau Veritas HSE
 www.bureauveritas.dk
 +45 7731 1000

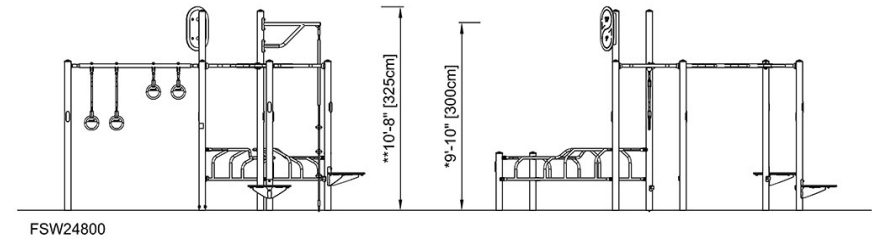
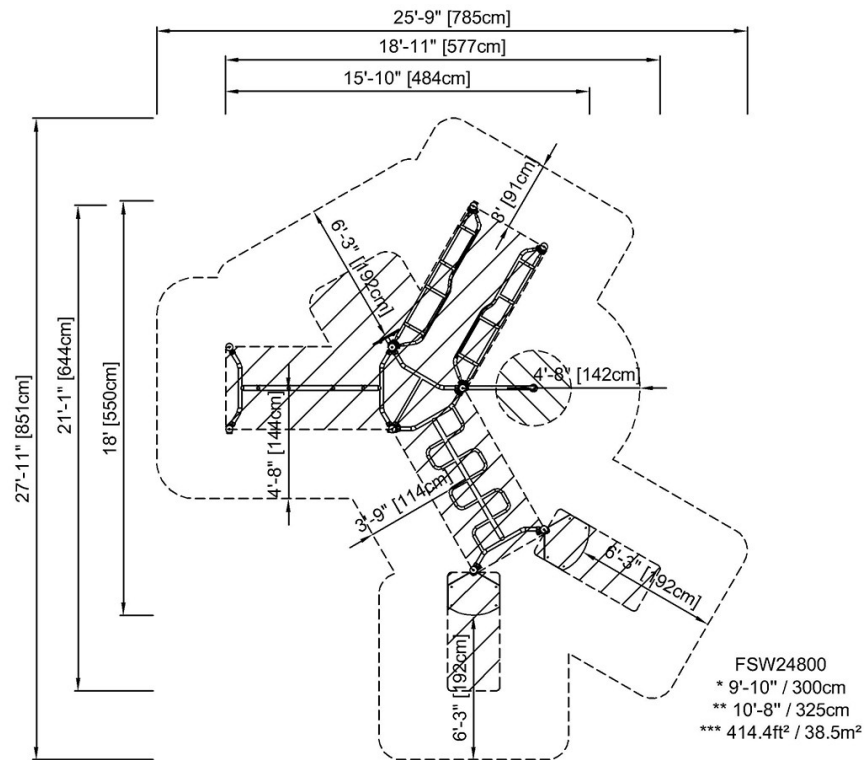


Super Combi 1

FSW248

* Max fall height | ** Total height | *** Safety surfacing area

* Max fall height | ** Total height



[Click to see TOP VIEW](#)

[Click to see SIDE VIEW](#)