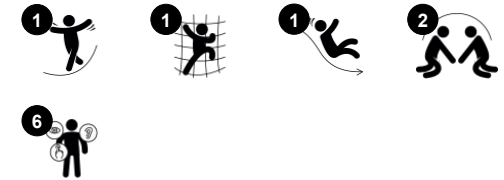


Medium Slide Tower

PCM104431



| | |
|------------------------------------|-----------------|
| Item no. PCM104431-0902 | |
| General Product Information | |
| Dimensions LxWxH | 12'5"x4'0"x5'7" |
| Age group | 2 - 5 |
| Play capacity (users) | 4 |
| Color options | |



The Slide Tower is an ultimate play attraction, encouraging children to play actively and socially again and again. The children can crawl, walk, and run the stairs, training in cross-coordination. Cross-coordination stimulates cross-modal perception, which is necessary for skills such as reading. The slide offers a thrilling reward when climbing the

tower. Sliding develops spatial awareness and the sense of balance and posture, fundamental motor skills for the child to feel movement security and to be able to sit still and concentrate. On the slide and stairway, children learn about turn-taking, empathy, and cooperation, which are important socio-emotional skills for corporative play. The roomy

stairway and platform allow for breaks and social interaction, too. The windows encourage social interaction outside in, and add a feeling of height, which tickles the stomach as well.

Medium Slide Tower

PCM104431



Slide

Physical: sliding develops spatial awareness and a sense of balance. Furthermore, the core muscles are trained when sitting upright going down. **Social-Emotional:** empathy stimulated by turn-taking. **Cognitive:** young children develop their understanding of space, speed and distances when sliding down quickly.



Accessible stairway

Physical: climbing the accessible stairway is for all and supports cross coordination as well as arm and leg muscles. For young children, walking stairs and alternating feet is developed. **Social-Emotional:** room for active breaks and adult helpers. An inclusive space.



Window

Social-Emotional: invites interaction between sides and cooperative play.

Medium Slide Tower

PCM104431



Panels of 19mm EcoCore™. EcoCore™ is a highly durable, eco friendly material, which is not only recyclable after use, but also consists of a core produced from 100% recycled material.




Main posts with hot-dip galvanized steel footing are available in different materials: Pressure impregnated pinewood posts. Pre-galvanized inside and outside with powder-coated top finish steel posts. Lead-free aluminum with color anodized top finish. Greenline TexMade posts of 100% post-consumer recycled PE and textile waste.



All decks are supported by uniquely designed low-carbon aluminum profiles with multiple attachment options. The grey-colored molded decks are made of 75% post-consumer ocean waste PP material with a non-skid pattern and texture surface.



The steel surfaces are hot-dip galvanized inside and outside with lead-free zinc. The galvanization has excellent corrosion resistance in outside environments and requires minimal maintenance.



The slides can be chosen in six different colors and three materials: Straight or curved one-piece molded PE slides. Combined EcoCore™ sides and stainless steel. Full stainless steel in a one-piece design for more vandalism-proof solutions.



KOMPAN GreenLine versions are constructed with the most environmentally friendly materials with the lowest possible CO2e emission factor. TexMade posts, EcoCore™ panels of 100% post-consumer recycled ocean waste, and molded PP decks.

| Item no. PCM104431-0902 | |
|--------------------------|--|
| Installation Information | |
| Max. fall height | 2'11" |
| Safety surfacing area | 325ft ² |
| Total installation time | 10.3 |
| Excavation volume | 0.5yd ³ |
| Concrete volume | 0yd ³ |
| Footing depth (standard) | 2'11" |
| Shipment weight | 605lbs |
| Anchoring options | In-ground <input checked="" type="checkbox"/> Surface <input checked="" type="checkbox"/> |
| Warranty Information | |
| EcoCore HDPE | Lifetime |
| Post | 10 Years |
| PP Decks | 10 Years |
| Spare Parts Availability | 10 Years |
| Steel | 10 Years |

| Elevated activities 0 | Accessible elevated activities | Accessible ground level activities | Accessible ground level play types |
|-----------------------|--------------------------------|------------------------------------|------------------------------------|
| Present | 0 | 1 | 1 |
| Required | 0 | 0 | 0 |

ASTM F1487
compliant

Sustainability Data

PCM104431



| Cradle to Gate A1-A3 | Total CO ₂ emission | CO ₂ e/kg | Recycled materials |
|-----------------------|--------------------------------|-------------------------|--------------------|
| | kg CO ₂ e | kg CO ₂ e/kg | % |
| PCM104431-0950 | 372.74 | 1.55 | 70.64 |
| PCM104431-0902 | 461.84 | 2.17 | 58.91 |

The overall framework applied for these factors is the Environmental Product Declaration (EPD), which quantifies "environmental information on the life cycle of a product and enable comparisons between products fulfilling the same function" (ISO, 2006). This follows the structure and applies a Life-Cycle Assessment approach to the entire Product stage from raw material through manufacturing (A1-A3))

Kompan A/S
 C.F. Tietgens Boulevard 32C
 DK-5220 Odense SØ
 Denmark



Verification of CO₂ calculation of: Play systems



Data version no. 2023-10-05

The CO₂ calculation and data are in compliance with the principles of a carbon footprint impact according to the GHG protocol (Greenhouse Gas Protocol), Scope 3, cradle to gate related to all individual components in the product category: "Play systems" represented by item no.: PCM200321-0950.

(Scope 3 emissions include emission sources in the upstream and downstream value chain).

Date: 30. October 2023 | Valid until: 30. October 2025

Verified by:

Julie Marie Vejsgaard Larsen, LCA & EPD Consultant

Verification based on report: Validation of CO₂ calculation of 9 categories of Kompan product line, version 1.0, prepared by: Bureau Veritas HSE, Denmark: Julie M. V. Larsen.

Publication date: 30. October 2023

By Bureau Veritas HSE
 www.bureauveritas.dk
 +45 7731 1000

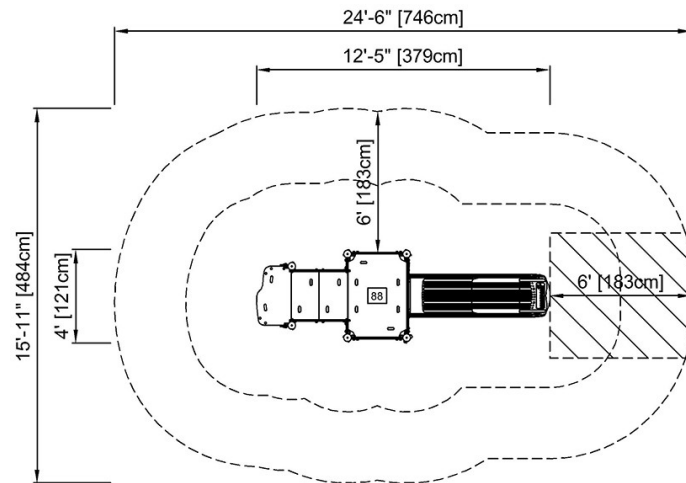


Medium Slide Tower

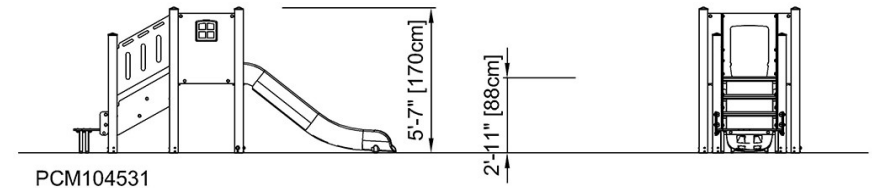
PCM104431

* Max fall height | ** Total height | *** Safety surfacing area

* Max fall height | ** Total height



PCM104431
* 2'-11" / 88cm
** 5'-7" / 170cm
*** 324.5ft² / 30.2m²



[Click to see TOP VIEW](#)

[Click to see SIDE VIEW](#)