


Recumbent Bike

FSW241



The recumbent bike is designed for versatility, welcoming all types of users with its ease of use and comfortable design. Ideal for seniors or anyone needing extra balance, the bike features a wide seat with integrated handles and an adjustable backrest, accommodating various heights. It offers a smooth ride with an adjustable resistance system powered by a

magnetic brake and flywheel, allowing for a range of intensities. The resistance adjustment handle is within reach from the seated position, offering 10 levels for tailored exercise.

Item no. FSW24100-0001	
General Product Information	
Dimensions LxWxH	193x44x91 cm
Age group	13+
Play capacity (users)	1
Color options	



Recumbent Bike

FSW241



To ensure the integrity of the machine, the orange-colored main posts are made of $\varnothing 101.6 \times 3\text{mm}$ s235 steel posts, which are hot dip galvanized and powder coated.



The magnetic resistance system is fully covered and can be adjusted with a rotatable handle in 10 steps. The selector system is intuitive in use, you rotate the handle to select a different amount of resistance.



The resistance unit and all mechanical parts are hidden in the fully closed cabinet which is made from UV-stabilized Polycarbonate (PC). As a result, entrapment is not possible, making it extremely safe to use and providing protection against the elements.

Item no. FSW24100-0001

Installation Information

Max. fall height	50 cm
Safety surfacing area	15.1 m ²
Total installation time	3.3
Excavation volume	0.00 m ³
Concrete volume	0.00 m ³
Footing depth (standard)	0 cm
Shipment weight	170 kg
Anchoring options	Surface ✓



The machine is equipped with a weighted flywheel that ensures that the motion stays fluid and comfortable during use.



The seat and backrest is be made of Ekogrip™ panel that consist of a 15mm thick PE base with 3 mm top-layer of soft rubber with a non-skid effect. The backrest is adjustable, and the user can choose between 6 different distances to the bike.



The seat is tilted 5-degrees and the backrest 30-degrees. This is done to ensure optimal activation of the leg muscles during use. Furthermore, the seat has built-in support handles to increase safety and useability.

EN
16630
compliant

Sustainability Data

FSW241



Cradle to Gate A1-A3	Total CO ₂ emission	CO ₂ e/kg	Recycled materials
	kg CO ₂ e	kg CO ₂ e/kg	%
FSW24100-0001	324.63	3.13	43.21

The overall framework applied for these factors is the Environmental Product Declaration (EPD), which quantifies "environmental information on the life cycle of a product and enable comparisons between products fulfilling the same function" (ISO, 2006). This follows the structure and applies a Life-Cycle Assessment approach to the entire Product stage from raw material through manufacturing (A1-A3))

Kompan A/S
 C.F. Tietgens Boulevard 32C
 DK-5220 Odense SØ
 Denmark



Verification of CO₂ calculation of: Fitness



Data version no. 2023-10-05

The CO₂ calculation and data are in compliance with the principles of a carbon footprint impact according to the GHG protocol (Greenhouse Gas Protocol), Scope 3, cradle to gate related to all individual components in the product category: "Fitness" represented by item no.: FAZ10100-0900.

(Scope 3 emissions include emission sources in the upstream and downstream value chain).

Date: 30. October 2023 | Valid until: 30. October 2025

Verified by:

Julie Marie Vejsgaard Larsen, LCA & EPD Consultant

Verification based on report: Validation of CO₂ calculation of 9 categories of Kompan product line, version 1.0, prepared by: Bureau Veritas HSE, Denmark: Julie M. V. Larsen.

Publication date: 30. October 2023

By Bureau Veritas HSE
 www.bureauveritas.dk
 +45 7731 1000

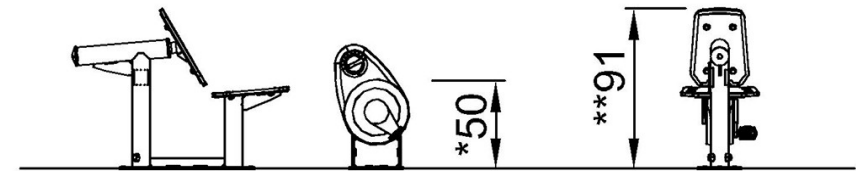
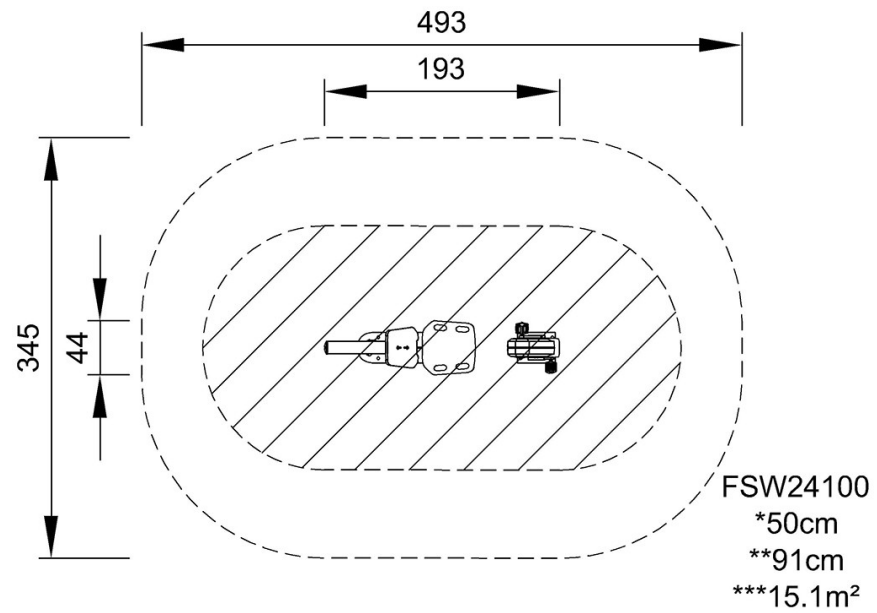


Recumbent Bike

FSW241

* Max fall height | ** Total height | *** Safety surfacing area

* Max fall height | ** Total height



FSW24100

[Click to see TOP VIEW](#)

[Click to see SIDE VIEW](#)