


# 3.0m high, stainless

SW990012



Item no. SW990012-00	
<b>General Product Information</b>	
Dimensions LxWxH	63x21x244 cm
Age group	2+
Play capacity (users)	1
Colour options	●



YES! The Swing is an all time playground favourite: children love swinging, individually and together. Swinging is pure thrill and joy, being swung up and down, using the whole body to increase speed, or slow down. The seat is shaped with a slight curve in the middle, to facilitate the secure seat position of a wide age span. A great place to play, for all ages, for

hours and days. Swinging apart from being great fun, trains the children's ABC: agility, balance and coordination as well as their spatial awareness. These motor skills are crucial to being able to judge distances and navigate, traffic safely. Swings allows for standing sitting, laying – and not least jumping off. Apart from the motor skills training, this

trains the arm, leg and core muscles. The jumping off builds bone density – the majority of which is built up during the first years of life.




# 3.0m high, stainless

SW990012



## Swing seat

**Physical:** balance, coordination and spatial awareness are developed when swinging. These are necessary skills for judging distances and navigating. The swinging movement trains the arm, leg and core muscles, and strengthens bone density when jumping off. **Cognitive:** cause and effect understanding and thinking skills for younger children when swinging.



# 3.0m high, stainless

SW990012



The standard seats of KOMPAN swings is engineered for maximum safety and durability. The two component seat with a PP inner core and outside rubber is produced in one operation. The seats are available with swing chains of either hot dip galvanised steel or stainless steel for all swings heights.

Item no. SW990012-00	
Installation Information	
Max. fall height	0 cm
Safety surfacing area	35.2 m <sup>2</sup>
Total installation time	0.1
Excavation volume	0.00 m <sup>3</sup>
Concrete volume	0.00 m <sup>3</sup>
Footing depth (standard)	0 cm
Shipment weight	9 kg
Anchoring options	
Warranty Information	
Chains	10 years
Spare parts guaranteed	10 years
Swing seat	10 years

Elevated activities 0	Accessible elevated activities	Accessible ground level activities	Accessible ground level play types
Present	0	0	0
Required	0	0	0

**CSA**  
**Z614**  
compliant

# Sustainability Data

SW990012



Cradle to Gate A1-A3	Total CO <sub>2</sub> emission	CO <sub>2</sub> e/kg	Recycled materials
	kg CO <sub>2</sub> e	kg CO <sub>2</sub> e/kg	%
<b>SW990012-00</b>	24.66	4.04	33.68

The overall framework applied for these factors is the Environmental Product Declaration (EPD), which quantifies "environmental information on the life cycle of a product and enable comparisons between products fulfilling the same function" (ISO, 2006). This follows the structure and applies a Life-Cycle Assessment approach to the entire Product stage from raw material through manufacturing (A1-A3))

**Kompan A/S**  
 C.F. Tietgens Boulevard 32C  
 DK-5220 Odense SØ  
 Denmark



## Verification of CO<sub>2</sub> calculation of: Freestanding play equipment



Data version no. 2023-10-05

The CO<sub>2</sub> calculation and data are in compliance with the principles of a carbon footprint impact according to the GHG protocol (Greenhouse Gas Protocol), Scope 3, cradle to gate related to all individual components in the product category: "Freestanding play equipment" represented by item no.: KSW92011-0910.

(Scope 3 emissions include emission sources in the upstream and downstream value chain).

**Date: 30. October 2023 | Valid until: 30. October 2025**

Verified by:

Julie Marie Vejsgaard Larsen, LCA & EPD Consultant

Verification based on report: Validation of CO<sub>2</sub> calculation of 9 categories of Kompan product line, version 1.0, prepared by: Bureau Veritas HSE, Denmark: Julie M. V. Larsen.

**Publication date: 30. October 2023**

By Bureau Veritas HSE  
 www.bureauveritas.dk  
 +45 7731 1000

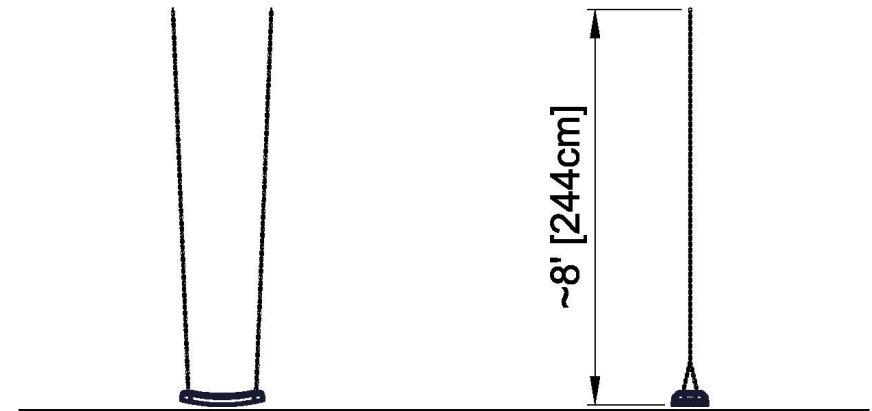
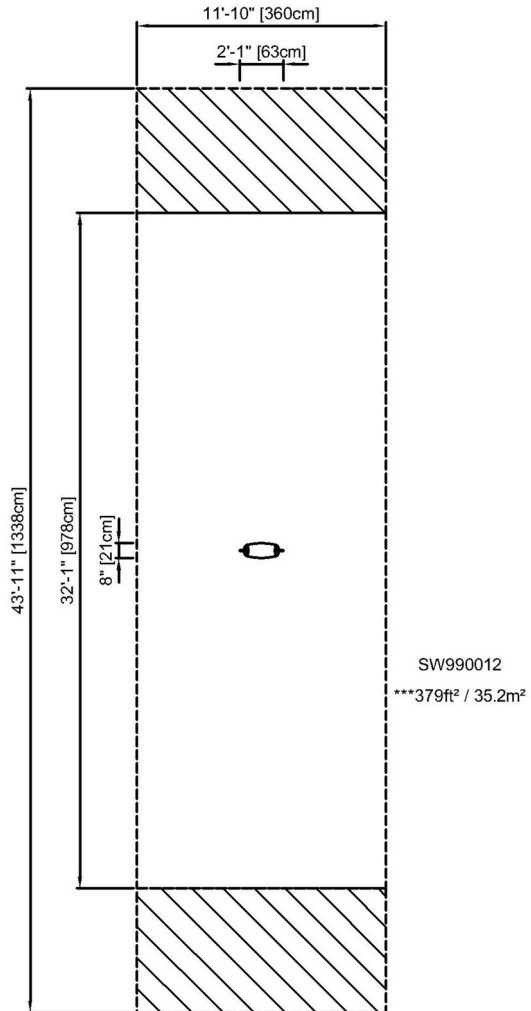


# 3.0m high, stainless

SW990012

\* Max fall height | \*\* Total height | \*\*\* Safety surfacing area

\* Max fall height | \*\* Total height



SW990012  
1:100

[Click to see TOP VIEW](#)

[Click to see SIDE VIEW](#)