




Spellbound Shack

NRC200201



Item no. NRC200201-1021	
General Product Information	
Dimensions LxWxH	28'1"x21'2"x15'2"
Age group	2 - 5
Play capacity (users)	21
Color options	 



The activity-packed Spellbound Shack offers rich play experiences that make children return for more play again and again. The slide towers offer each their level of play: one low with lots of room for socializing, also on the double slide, and one high, with a challenging, inclined climb to enter and a fast, steep descent to egress. These towers are connected by an

open rope bridge that offers a thrilling feeling of height. The climbing, crawling, balancing, and sliding all train children's sense of balance and cross-coordination. These motor skills are foundational for all other movement skills, and they influence children's confidence in moving

and their courage to take on new challenges. Additionally, the play activities train muscles and conditions. The social-emotional benefits of the spacious platforms and steps are many: allowing children significant and challenging media to play benefits their social skills for life as they train their abilities to negotiate, cooperate, and make friends.



Spellbound Shack

NRC200201



Inclined climbing wall

Physical: develops children's cross-coordination, eye-hand coordination and muscle strength when climbing. **Social-Emotional:** learning about turn-taking and cooperation.



Beehive Panel

Physical: Shifting the parts trains hand-eye coordination and supports the understanding of material characteristics (e.g. texture). **Social-Emotional:** When moving and stacking the beehive parts, children train cooperation and turn-taking. **Cognitive:** Figuring out how to turn the beehive oval to make it move trains logical thinking skills. The beehive theme invites dramatic play scenarios. **Creative:** placing the ovals in new positions leaves a mark.



Curved slide

Physical: sliding develops spatial awareness and a sense of balance. Furthermore, the core muscles are trained when sitting upright going down. **Social-Emotional:** empathy stimulated by turn-taking. **Cognitive:** young children develop their understanding of space, speed and distances when sliding down quickly.



Net bridge

Physical: children develop spatial awareness in the open net. **Social-Emotional:** interaction with children outside, socializing. Cooperation and consideration, e.g. when passing others.



Supportive handholds

Physical: handhold provides good grip for less confident climbers. Pulling yourself up and in trains upper body muscles. **Social-Emotional:** allows for a range of physical abilities to enter independently and securely, supporting play for all.



Double slide

Physical: sliding develops spatial awareness and a sense of balance. Furthermore, the core muscles are trained when sitting upright going down. **Social-Emotional:** invites socializing, supports parent-child and peer-to-peer play. **Cognitive:** young children train their understanding of space, speed and distances when sliding down quickly.



Crawl-through hole

Physical: the hole allows for crawling through, developing cross-coordination, proprioception and spatial awareness. **Social-Emotional:** cooperation and turn-taking when negotiating who goes first through the hole. **Cognitive:** understanding space, shape and measures when seeing if the body fits through the hole.

Spellbound Shack

NRC200201



All Organic Robinia products by KOMPAN are made of Robinia wood from sustainable European sources. On request it can be supplied as FSC® Certified (FSC® C004450).



Transparent brown pigmented and colored parts are coated with water-based paint and environmentally friendly pigment with excellent UV resistance. The paint and pigment comply with EN 71 Part 3.



The products are preassembled from the factory to ensure all safety requirements are considered. Please note that each Robinia fantasy structure will have its unique appearance because of the natural shape of the individual wood posts.

Item no. NRC200201-1021	
Installation Information	
Max. fall height	3'10"
Safety surfacing area	902ft²
Total installation time	53.7
Excavation volume	5.93yd³
Concrete volume	3.92yd³
Footing depth (standard)	3'3"
Shipment weight	5746lbs
Anchoring options	In-ground ✓
Warranty Information	
Corocord Rope	10 Years
Hollow PE Parts	10 Years
Robinia Wood	10 Years
Spare Parts Availability	10 Years
Stainless steel components	Lifetime



There are Multiple footing options for all products: Surface anchoring with steel footings and expansion bolts. Wood in-ground or steel in-ground footings.



The hardware is made of stainless steel or galvanized steel to ensure durable connections with a high corrosion resistance.



The slides can be chosen in six different colors and three materials: Straight or curved one-piece molded PE slides. Combined EcoCore™ sides and stainless steel. Full stainless steel in a one-piece design for more vandalism-proof solutions.

Elevated activities 5	Accessible elevated activities	Accessible ground level activities	Accessible ground level play types
Present	5	2	2
Required	2	2	2

**ASTM
F1487**
compliant

Sustainability Data

NRC200201



Cradle to Gate A1-A3	Total CO ₂ emission	CO ₂ e/kg	Recycled materials
	kg CO ₂ e	kg CO ₂ e/kg	%
NRC200201-1021	702.39	0.29	3.35

The overall framework applied for these factors is the Environmental Product Declaration (EPD), which quantifies "environmental information on the life cycle of a product and enable comparisons between products fulfilling the same function" (ISO, 2006). This follows the structure and applies a Life-Cycle Assessment approach to the entire Product stage from raw material through manufacturing (A1-A3))

Verification of CO₂ calculation of: Nature play



Data version no. 2023-10-05

The CO₂ calculation and data are in compliance with the principles of a carbon footprint impact according to the GHG protocol (Greenhouse Gas Protocol), Scope 3, cradle to gate related to all individual components in the product category: "Nature play" represented by item no.: NRO409-0621.

(Scope 3 emissions include emission sources in the upstream and downstream value chain).

Date: 30. October 2023 | Valid until: 30. October 2025

Verified by:

Julie Marie Vejsgaard Larsen, LCA & EPD Consultant

Verification based on report: Validation of CO₂ calculation of 9 categories of Kompan product line, version 1.0, prepared by: Bureau Veritas HSE, Denmark: Julie M. V. Larsen.

Publication date: 30. October 2023



By Bureau Veritas HSE
www.bureauveritas.dk
+45 7731 1000

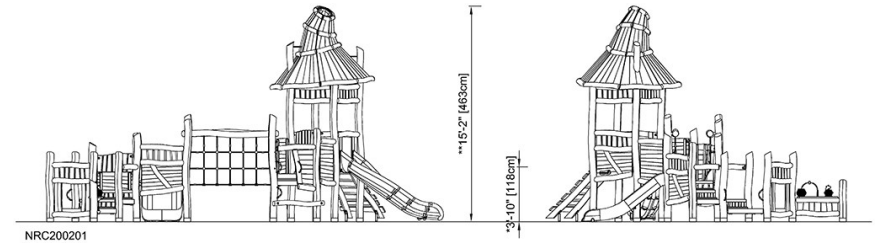
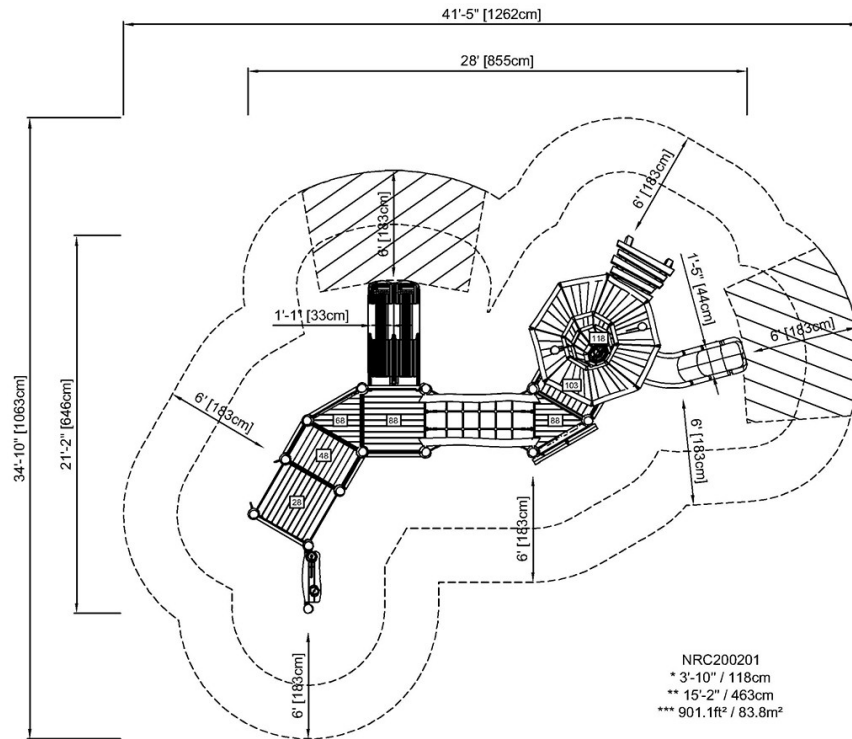


Spellbound Shack

NRC200201

* Max fall height | ** Total height | *** Safety surfacing area

* Max fall height | ** Total height



[Click to see TOP VIEW](#)

[Click to see SIDE VIEW](#)