


# BLOQX 6


BLX4106



Item no. BLX410603-3717

### General Product Information


Dimensions LxWxH	595x407x300 cm
Age group	8+
Play capacity (users)	32
Colour options	  



BLOQX™ 6 is the formula for hours of thrilling climbing, play and meeting. The combination of iconic, geometrically shaped blocks appeals intensely to older children. With its fine climbing grips, it invites scalable climbing challenges and games. The design has ridges and valleys which provides room for socialising and exchange. The possibility of climbing, crawling


and balancing at your own speed, height and length makes the BLOQX™ a successful gathering place for children at different climbing levels, again and again. The creation of new climbing routes and methods with friends or individually makes for hours of thrill and climbing play. The varied grip and panel positions help to develop muscle strength and

motor skills: cross-body coordination, proprioception and spatial awareness, having a positive impact on concentration skills and social-emotional skills such as consideration.




# BLOQX 6

BLX4106




## Climbing grips grid

**Cognitive:** logical thinking when figuring out routes and memorizing position of grips you can't see when climbing.



## Multiple climbing blocks

**Physical:** develop sense of balance, proprioception and spatial awareness. Heavy duty training of arm, leg and core muscles when climbing longer. **Social-Emotional:** cooperation, consideration, turn-taking, risk-taking, self-confidence when self-regulating and helping others. **Cognitive:** logical thinking when figuring out longer routes.




## Inclined panels

**Physical:** sense of balance when seated for breaks, and proprioception. Bone density when jumping down. **Social-Emotional:** meeting points from where to help other children. Turn-taking and helping out are common activities on the BLOQX™.



## Climbing grips

**Physical:** dexterity and cross-body coordination, sense of space. Pushing, pulling and using fingers, arms, legs and core, strengthen the muscles.



## Meeting point

**Physical:** sense of balance when seated for breaks on an inclined surface. **Social-Emotional:** socialising, turn-taking, consideration of others.

# BLOQX 6

BLX4106



High pressure moulded PP climbing panels with excellent impact strength and usable within a large temperature span. The panel are made from 75% post-consumer recycled materials in bright colors. Teal color is made from 75% ocean waste. The outside surface has an integrated pattern and surface texture that is dirt repellent.



Die-casted corner brackets of high quality lead free aluminium. The corner brackets have nicely rounded edges and countersunk stainless steel screws. For hotter climates, the corner brackets can be supplied with optional powder coating which reduced the heat absorption of the brackets.



Climbing Grips are a signature design for KOMPAN. The design has been based on professionally designed climbing grips to maximise optimal play value. The base material is polyester. Each panel consists of three climbing grips which are fixed with secured with steel pins. Climbing grips come in two different colours; green or black.


Item no. BLX410603-3717	
Installation Information	
Max. fall height	300 cm
Safety surfacing area	56.4 m²
Total installation time	41.1 hours
Excavation volume	2.44 m³
Concrete volume	0.64 m³
Footing depth (standard)	90 cm
Shipment weight	853 kg
Anchoring options	In-ground ✓ Surface ✓
Warranty Information	
Climbing Grips	10 years
Climbing Panels (PP)	10 years
Corner Brackets	10 years
Galvanised Steel	Lifetime
Spare Parts Guarantee	10 years



The cubes are supported by a unique designed footing system that secures the correct positioning of the cubes.



To ensure maximum safety in all weather conditions, a non-skid safety plate is located when climbing down from the elevated cube. Further, a number of the top corner brackets are covered with soft PUR.




Greenline Bloqx products are built of molded PP panels which consist of 75% recycled post consumer ocean waste and 25% virgin material. The panels are designed with a unique pattern that provides a non-skid surface texture. GreenLine ensures the lowest possible CO2e emission factor.





# Sustainability Data

BLX4106



Cradle to Gate A1-A3	Total CO <sub>2</sub> emission	CO <sub>2</sub> e/kg	Recycled materials
	kg CO <sub>2</sub> e	kg CO <sub>2</sub> e/kg	%
BLX410603-3717	1,422.75	2.10	62.22

The overall framework applied for these factors is the Environmental Product Declaration (EPD), which quantifies "environmental information on the life cycle of a product and enable comparisons between products fulfilling the same function" (ISO, 2006). This follows the structure and applies a Life-Cycle Assessment approach to the entire Product stage from raw material through manufacturing (A1-A3))

## Kompan A/S

C.F. Tietgens Boulevard 32C  
DK-5220 Odense SØ  
Denmark



## Verification of CO<sub>2</sub> calculation of: Challengers & Climbers



Data version no. 20213-10-05

The CO<sub>2</sub> calculation and data are in compliance with the principles of a carbon footprint impact according to the GHG protocol (Greenhouse Gas Protocol), Scope 3, cradle to gate related to all individual components in the product category: "Challenger & Climbers" represented by item no.: GXY941032-3717.

(Scope 3 emissions include emission sources in the upstream and downstream value chain).

**Date: 30. October 2023 | Valid until: 30. October 2025**

**Verified by:**

Julie Marie Vejsgaard Larsen, LCA & EPD Consultant

Verification based on report: Validation of CO<sub>2</sub> calculation of 9 categories of Kompan product line, version 1.0, prepared by: Bureau Veritas HSE, Denmark: Julie M. V. Larsen.

**Publication date: 30. October 2023**

By Bureau Veritas HSE  
www.bureauveritas.dk  
+45 7731 1000

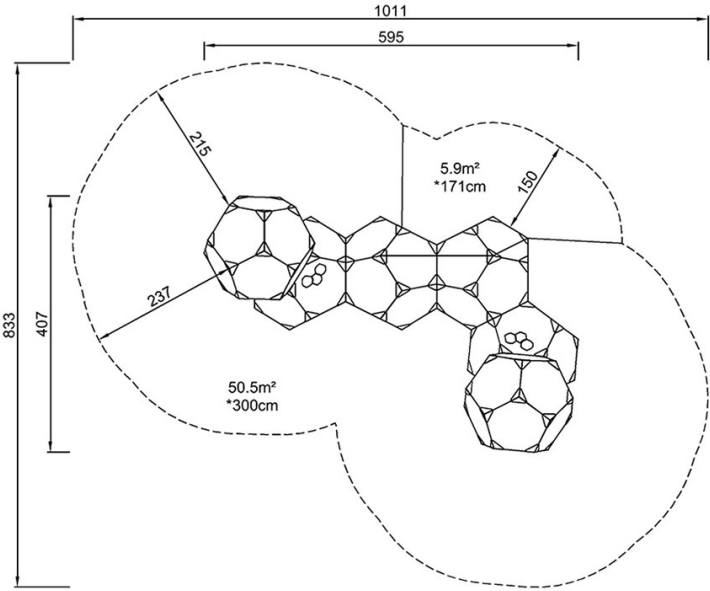


# BLOQX 6

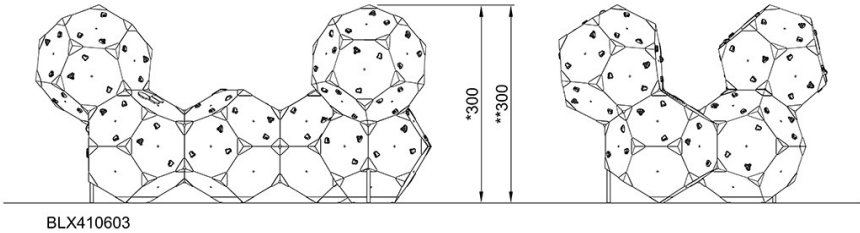
BLX4106

\* Max fall height | \*\* Total height | \*\*\* Safety surfacing area

\* Max fall height | \*\* Total height



BLX410603  
\*300cm  
\*\*300cm  
\*\*\*56.4m²



[Click to see TOP VIEW](#)

[Click to see SIDE VIEW](#)