


Pavo

GXY901

Item no. GXY901012-3717

General Product Information

Dimensions LxWxH	398x474x265 cm
Age group	5 - 12
Play capacity (users)	12
Colour options	



The dense play challenge of Pavo attracts older children. Their urge for physical and social action is rewarded when they start exploring play on Pavo. The climbing, hanging and swaying journey through responding play activities trains the older children's motor skills ABC: agility, balance and coordination: The Jacob's ladder twists at step three, demanding

a change in rhythm, pace and spatial thinking of climbing. The climbing wall offers a climbing experience with professional cleats, training dexterity. The wobbly Rocking Tube is a fantastic trainer of muscles and motor skills, such as cross-coordination. Finally, a swaying place for a social break is the Play Shell. The amazing, swaying seat is very attractive and

encourages turn-taking skills and socializing.



Pavo

GXY901



Curved climbing wall

Physical: children develop their cross-body coordination, proprioception and leg, arm and hand strength. Climbing on a curved surface is an extra challenge to muscles.



Rocking tube

Physical: muscle strength, balance and coordination when climbing up and down, rocking and holding tight.



Jacob's ladder

Physical: cross coordination and spatial awareness as well as upper body muscles when hanging with arms. This is especially important due to sedentary lifestyles of today's children. **Social-Emotional:** turn-taking and cooperation. **Cognitive:** logical thinking when going from 2nd to 3rd step, changing feet.



Rope ladder

Physical: cross coordination is supported when children climb the ladder. The climbing also trains leg and arm muscles.



Play shell

Physical: the swaying movement stimulates the sense of balance, necessary to sit still on a chair. **Social-Emotional:** meeting, taking a break and turn-taking are supported, skills necessary to learn how to avoid conflicts.

Pavo

GXY901



The steel surfaces of GALAXY are hot dip galvanised inside and outside with lead free zinc. The galvanisation has excellent corrosion resistance in outside environments and requires low maintenance.



The unique designed GALAXY connection ball is made with an inner circular core of aluminium surrounded by a shell of hard PP with a outer layer of soft TPV rubber. Flexible lead free aluminium connectors allow for installation in variable angles.



Hollow plastic components are made of 100% recyclable PE made from 33% post-consumer materials. The play shell displayed is molded in one piece with minimum 5mm wall thickness to ensure high durability in all climates around the world.

Item no. GXY901012-3717	
Installation Information	
Max. fall height	252 cm
Safety surfacing area	45.1 m ²
Total installation time	12.6
Excavation volume	2.62 m ³
Concrete volume	0.98 m ³
Footing depth (standard)	90 cm
Shipment weight	408 kg
Anchoring options	In-ground ✓ Surface ✓
Warranty Information	
Galaxy connection ball	5 years
Hot dip galvanised steel	Lifetime
PUR components	10 years
Ropes & nets	10 years
Spare parts guaranteed	10 years



The curved climbing wall is made of a steel frame supported Ekogrip® panel with unique designed climbing cleats. The Ekogrip® panel consist of a 15mm thick PE base with 3 mm top-layer of rubber with a non-skid effect.



Coloured steel components has a base of hot dip galvanisation and a powder coated top finish. This provides an ultimate corrosion resistance in all climates around the world.



Galaxy products are available in different colour combinations with either hot dip galvanised steel surface treatment or optional with powder top finish of selected steel components. Colours of the activities are adjusted to support the individual colour combination.

Elevated activities 0	Accessible elevated activities	Accessible ground level activities	Accessible ground level play types
Present	0	3	3
Required	0	3	3

**CSA
Z614**
compliant

Sustainability Data

GXY901




Cradle to Gate A1-A3	Total CO ₂ emission	CO ₂ e/kg	Recycled materials
	kg CO ₂ e	kg CO ₂ e/kg	%
GXY901012-3717	1,009.72	3.05	36.46

The overall framework applied for these factors is the Environmental Product Declaration (EPD), which quantifies "environmental information on the life cycle of a product and enable comparisons between products fulfilling the same function" (ISO, 2006). This follows the structure and applies a Life-Cycle Assessment approach to the entire Product stage from raw material through manufacturing (A1-A3))

Kompan A/S
 C.F. Tietgens Boulevard 32C
 DK-5220 Odense SØ
 Denmark



Verification of CO₂ calculation of: Challengers & Climbers



Data version no. 2023-10-05

The CO₂ calculation and data are in compliance with the principles of a carbon footprint impact according to the GHG protocol (Greenhouse Gas Protocol), Scope 3, cradle to gate related to all individual components in the product category: "Challengers & Climbers" represented by item no.: BLX410301-3717.

(Scope 3 emissions include emission sources in the upstream and downstream value chain).

Date: 30. October 2023 | Valid until: 30. October 2025

Verified by:

Julie Marie Vejsgaard Larsen, LCA & EPD Consultant

Verification based on report: Validation of CO₂ calculation of 9 categories of Kompan product line, version 1.0, prepared by: Bureau Veritas HSE, Denmark: Julie M. V. Larsen.

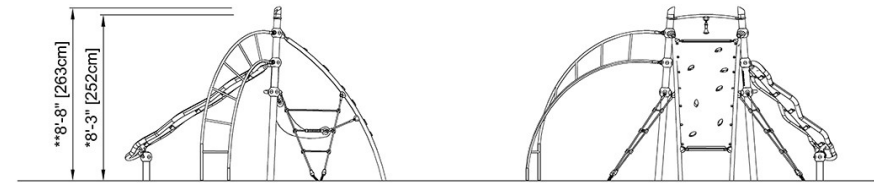
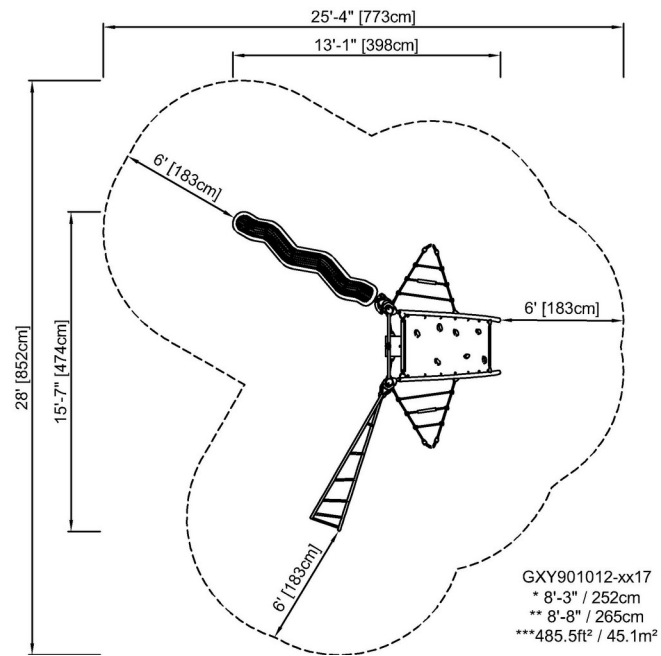
Publication date: 30. October 2023

By Bureau Veritas HSE
 www.bureauveritas.dk
 +45 7731 1000



* Max fall height | ** Total height | *** Safety surfacing area

* Max fall height | ** Total height



GXY901012

[Click to see TOP VIEW](#)

[Click to see SIDE VIEW](#)