


Originator

PCE105221



Item no. PCE105221-0603	
General Product Information	
Dimensions LxWxH	557x422x452 cm
Age group	2+
Play capacity (users)	23
Colour options	● ● ●



The Originator, with its many varied levels and play panels, is a huge attraction to toddlers. The variation of play spaces and activities builds layers of play opportunities that make the children want to come back time after time. The wall climbers provide climbing to two levels, presenting varied play challenges and training major muscle groups. From the highest

platform, a slide and a curly climber offer varied rides down to ground level. The sliding or gliding and rotating down trains awareness of space, an important motor skill for judging distances, which is vital in traffic. At ground level, posts define spaces for role play and the sand corner adds creative play. The face panel on an elevated level can be used to express

feelings whilst the many meeting points add social interaction to the Originator's benefits.


Originator

PCE105221



Wall climber

Physical: crawling up supports cross coordination and trains major muscle groups.



Changeable sand funnel

Social-Emotional: supports cooperation and turn-taking as children pour water or materials into the funnel. **Cognitive:** the passing of materials through funnels develops children's logical thinking, for younger children the understanding of object permanence: that materials do not vanish, but run through. **Creative:** the sand funnel can be turned, creating new directions of dispensing materials.



Faces panel

Social-Emotional: spurs group play and conversations with its two-sidedness. **Cognitive:** stimulates theory of mind and the understanding of facial expressions as symbols for emotions. **Creative:** the pointer can be placed in different directions to create stories or change main point of attraction.




Slide

Physical: develops spatial awareness, sense of balance and trains core muscles when sitting upright going down. **Social-Emotional:** empathy stimulated by turn-taking. **Cognitive:** young children develop their understanding of space, speed and distances when sliding down.



Curly climber

Physical: supports coordination going down, sense of balance when rotating and arm muscles for holding tight. **Social-Emotional:** empathy stimulated by turn-taking. **Cognitive:** logical thinking when placing arms and legs right for rotating downwards.



Bubble window

Social-Emotional: invites interaction between outside and inside. **Cognitive:** distorts the sound of the voice, developing logical thinking.




Sand scoops panel


Physical: hand eye coordination and push-pull movements. **Social-Emotional:** invites cooperation due to the two-sides and provides for parallel play. **Cognitive:** logical thinking: cause and effect, when running scoops in grooves or shifting materials between scoops. **Creative:** shifting scoops, creating new scoop positions.

Originator


PCE105221



The Curved ELEMENTS panels are moulded of UV stabilised recyclable PE with multiple options for in-built play features that also ensures a strong panel solution. Straight panels are made of KOMPAN 19mm PE EcoCore™ which is a highly durable, eco-friendly and recyclable material.



The climbing elements displayed are moulded in one piece with a minimum 5mm wall thickness. The climbing elements are made of recyclable PE, which has a high impact resistance across a wide temperature span and is also vandal resistance.

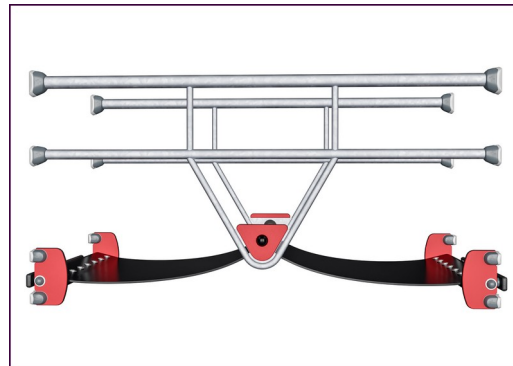


The ELEMENTS roofs are made of recyclable PE with a minimum wall thickness of 5 mm to ensure high durability in all climates around the world. The steel pipes are hot-dip galvanised inside and outside for maximum durability.

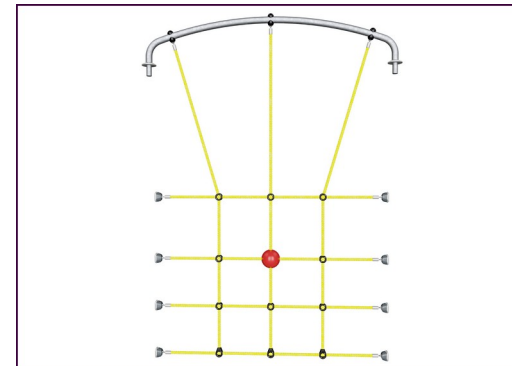
Item no. PCE105221-0603	
Installation Information	
Max. fall height	204 cm
Safety surfacing area	40.8 m ²
Total installation time	27.4
Excavation volume	0.38 m ³
Concrete volume	0.08 m ³
Footing depth (standard)	60 cm
Shipment weight	796 kg
Anchoring options	Surface ✓ In-ground ✓
Warranty Information	
Curved Panels	10 years
EcoCore HDPE	Lifetime
Membrane	2 years
Post	10 years
Spare Parts Guarantee	10 years



The main posts are made of high quality pre-galvanized steel with powder coated top finish. Post tops are closed with caps of UV stabilized nylon (PA6). The grey colored molded decks are made of 75% post-consumer ocean waste PP material with a non-skid pattern and textured surface. All decks are supported by uniquely designed, low-carbon aluminum profiles with multiple attachment options.



ELEMENTS rubber membranes are conveyor belt made of layers of rubber mixed of natural rubber and SBR rubber and embedded with layers of armouring made of woven PE and PA. The thickness 8mm ensures high durability in any environment.



ELEMENTS ropes have six-stranded steel wires and a steel wire core. Each strand is tightly wrapped with PES yarn, which is melted onto each individual strand. After initial friction has removed the surface fibres, a harder PES coating remains to protect each strand, making the ropes highly wear and vandalism resistant.



Sustainability Data

PCE105221



Cradle to Gate A1-A3	Total CO ₂ emission	CO ₂ e/kg	Recycled materials
	kg CO ₂ e	kg CO ₂ e/kg	%
PCE105221-0603	1,461.75	2.44	51.32

The overall framework applied for these factors is the Environmental Product Declaration (EPD), which quantifies "environmental information on the life cycle of a product and enable comparisons between products fulfilling the same function" (ISO, 2006). This follows the structure and applies a Life-Cycle Assessment approach to the entire Product stage from raw material through manufacturing (A1-A3))

Kompan A/S
 C.F. Tietgens Boulevard 32C
 DK-5220 Odense SØ
 Denmark



Verification of CO₂ calculation of: Play systems



Data version no. 2023-10-05

The CO₂ calculation and data are in compliance with the principles of a carbon footprint impact according to the GHG protocol (Greenhouse Gas Protocol), Scope 3, cradle to gate related to all individual components in the product category: "Play systems" represented by item no.: PCM200321-0950.

(Scope 3 emissions include emission sources in the upstream and downstream value chain).

Date: 30. October 2023 | Valid until: 30. October 2025

Verified by:

Julie Marie Vejsgaard Larsen, LCA & EPD Consultant

Verification based on report: Validation of CO₂ calculation of 9 categories of Kompan product line, version 1.0, prepared by: Bureau Veritas HSE, Denmark: Julie M. V. Larsen.

Publication date: 30. October 2023

By Bureau Veritas HSE
 www.bureauveritas.dk
 +45 7731 1000

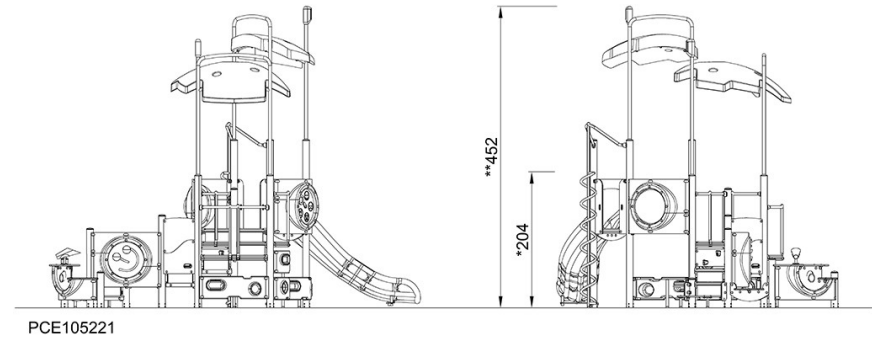
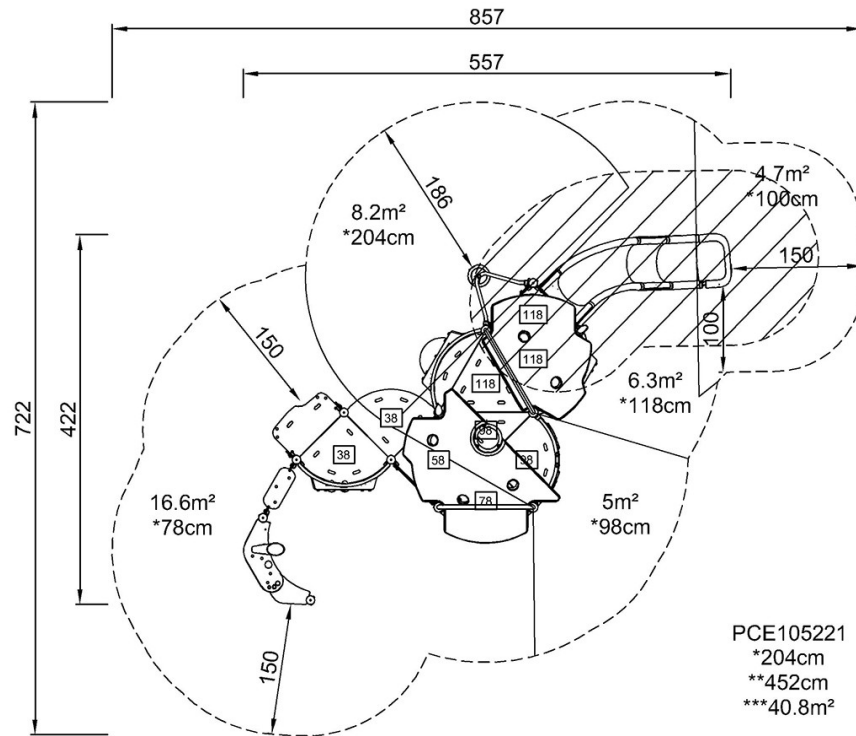


Originator

PCE105221

* Max fall height | ** Total height | *** Safety surfacing area

* Max fall height | ** Total height



[Click to see TOP VIEW](#)

[Click to see SIDE VIEW](#)