



# Palace Giant L & Side Tower

PCT210421



Item no. PCT210421-0901	
General Product Information	
Dimensions LxWxH	1044x1189x651 cm
Age group	6+
Play capacity (users)	40
Color options	



WOW! The Palace Giant L's high climb-balance-slide-meet features attract children hugely. The Giant has a unique variety of speedy sliding and gliding, gentle swaying and not least challenging climbing activities. The see-through tower is a meandering framework for climbing. It promotes thrill and cooperation. This guarantees vigorous play, over and over.

The open and closed slide and the fireman's pole and banister bars offer each their fast ride. This is severe fun and it stimulates social-emotional skills such as self-regulation and empathy. The balance bridge and pipe climber add thrill to the open towers also. They stimulate cross-coordination and the senses of balance and space, useful in e.g. managing

street traffic. On ground level, play shells and hammock create an attractive point for all to participate and make friends in play.



# Palace Giant L & Side Tower

PCT210421



Panels of 19mm EcoCore™. EcoCore™ is a highly durable, eco friendly material, which is not only recyclable after use, but also consists of material produced from +95% recycled post consumer material from food packing waste.



All decks are supported by unique designed low-carbon aluminum profiles with multiple attachment options. The grey colored molded decks are made of 75% post-consumer waste PP material with a non-skid pattern and texture surface.



The main posts have an alloy with improved tensile and yield strength to ensure superior structural integrity of the high towers. The posts has hot dip galvanised base and powder coated top finish which ensure long lifetime.

Item no. PCT210421-0901

## Installation Information

Max. fall height	284 cm
Safety surfacing area	115.7 m <sup>2</sup>
Total installation time	128.1
Excavation volume	12.24 m <sup>3</sup>
Concrete volume	5.46 m <sup>3</sup>
Footing depth (standard)	90 cm
Shipment weight	2,717 kg
Anchoring options	In-ground ✓ Surface ✓



High-quality polycarbonate with a thickness of 15mm. The graphic prints are added by a unique multi-layer print process where the inner layer is the image and outer transparent layer functions as protection. Both PC panel and the water-based lacquer are UV stabilized to prevent fading.



Fully welded steel frame with 45° cross welded steel grid of round steel pins with a diameter of 4mm. The airflow panel contributes to the overall structural integrity of the GIANT towers.



Curved and straight tunnel slide of either PE or stainless-steel material and supported by multiple steel rods to a center steel post. The tunnel slides are designed with perfect curve and inclination for a playful ride.



# Sustainability Data

PCT210421



Cradle to Gate A1-A3	Total CO <sub>2</sub> emission	CO <sub>2</sub> e/kg	Recycled materials
	kg CO <sub>2</sub> e	kg CO <sub>2</sub> e/kg	%
<b>PCT210421-0901</b>	6,238.00	2.90	53.60

The overall framework applied for these factors is the Environmental Product Declaration (EPD), which quantifies "environmental information on the life cycle of a product and enable comparisons between products fulfilling the same function" (ISO, 2006). This follows the structure and applies a Life-Cycle Assessment approach to the entire Product stage from raw material through manufacturing (A1-A3))

**Kompan A/S**  
 C.F. Tietgens Boulevard 32C  
 DK-5220 Odense SØ  
 Denmark



## Verification of CO<sub>2</sub> calculation of: Play systems



Data version no. 2023-10-05

The CO<sub>2</sub> calculation and data are in compliance with the principles of a carbon footprint impact according to the GHG protocol (Greenhouse Gas Protocol), Scope 3, cradle to gate related to all individual components in the product category: "Play systems" represented by item no.: PCM200321-0950.

(Scope 3 emissions include emission sources in the upstream and downstream value chain).

**Date: 30. October 2023 | Valid until: 30. October 2025**

Verified by:

Julie Marie Vejsgaard Larsen, LCA & EPD Consultant

Verification based on report: Validation of CO<sub>2</sub> calculation of 9 categories of Kompan product line, version 1.0, prepared by: Bureau Veritas HSE, Denmark: Julie M. V. Larsen.

**Publication date: 30. October 2023**

By Bureau Veritas HSE  
 www.bureauveritas.dk  
 +45 7731 1000

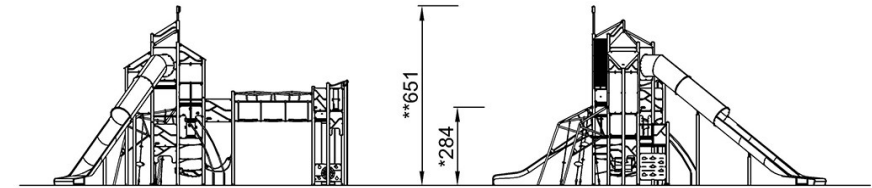
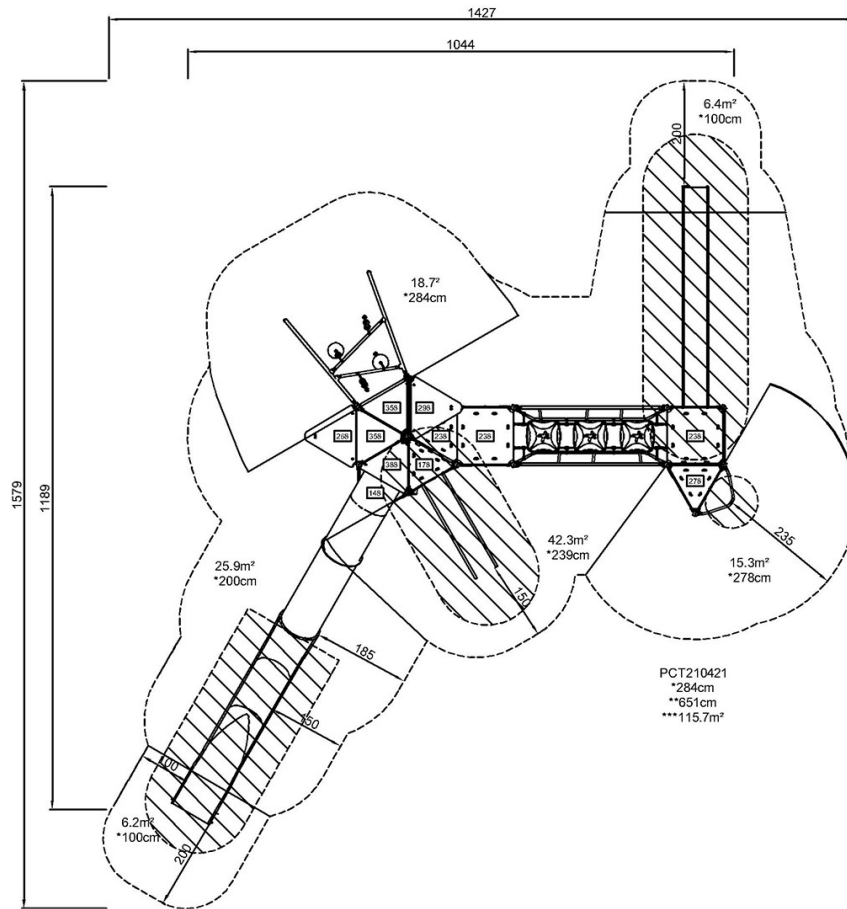


# Palace Giant L & Side Tower

PCT210421

\* Max fall height | \*\* Total height | \*\*\* Safety surfacing area

\* Max fall height | \*\* Total height



PCT210421

[Click to see TOP VIEW](#)

[Click to see SIDE VIEW](#)