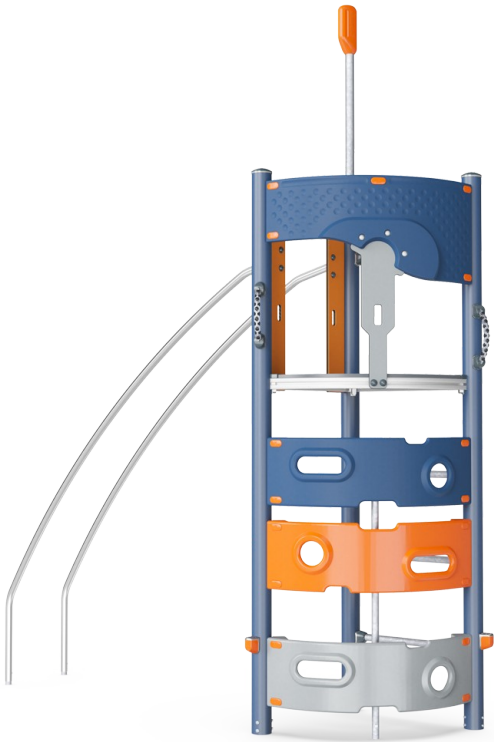


Matterhorn


PCE110121







The Matterhorn is a compact play attraction, attracting children time and time again. The Matterhorn offers play from every angle, inside and out. It is possible to enter from all sides and at different competence levels. The sturdy panel wall offers two-sided climbing. The thick foot and hand supports provide good assistance for standing as well as sitting. That

also goes for the accessible stairway. Children can take a break on the way up or down the Matterhorn. The diverse climbing trains cross-coordination, and from the top, a thrilling glide down the banister bars offers reward for having climbed up. The climbing up and gliding down is a loop activity that children never tire of. It develops their cardio muscles, as well as the

senses of balance and space, both important for real life skills like managing traffic securely.



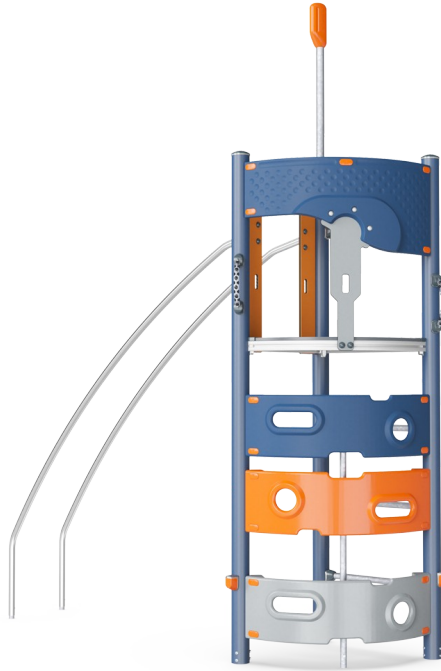
Item no. PCE110121-0901	
General Product Information	
Dimensions LxWxH	100x298x383 cm
Age group	6+
Play capacity (users)	4
Colour options	  





Wall climber

Physical: climbing supports cross coordination, proprioception, and the development of major muscle groups and hand strength. **Social-Emotional:** two-sided climbing spurs social interaction and turn-taking.




Banister bars

Physical: supports coordination, arm and core muscles. Landing strengthens bone density. **Social-Emotional:** turn-taking and risk-taking.



Supportive handholds

Physical: handhold provides good grip for less confident climbers. Trains upper body muscles. **Social-Emotional:** allows for a range of physical abilities to enter independently and securely, play for all.



The Curved ELEMENTS panels are moulded of UV stabilised recyclable PE with multiple options for in-built play features that also ensures a strong panel solution. Straight panels are made of KOMPAN 19mm PE EcoCore™ which is a highly durable, eco-friendly and recyclable material.



The climbing elements displayed are moulded in one piece with a minimum 5mm wall thickness. The climbing elements are made of recyclable PE, which has a high impact resistance across a wide temperature span and is also vandal resistance.



The ELEMENTS roofs are made of recyclable PE with a minimum wall thickness of 5 mm to ensure high durability in all climates around the world. The steel pipes are hot-dip galvanised inside and outside for maximum durability.



The main posts are made of high quality pre-galvanized steel with powder coated top finish. Post tops are closed with caps of UV stabilized nylon (PA6). The grey colored molded decks are made of 75% post-consumer ocean waste PP material with a non-skid pattern and textured surface. All decks are supported by uniquely designed, low-carbon aluminum profiles with multiple attachment options.



ELEMENTS rubber membranes are conveyor belt made of layers of rubber mixed of natural rubber and SBR rubber and embedded with layers of armouring made of woven PE and PA. The thickness 8mm ensures high durability in any environment.



ELEMENTS ropes have six-stranded steel wires and a steel wire core. Each strand is tightly wrapped with PES yarn, which is melted onto each individual strand. After initial friction has removed the surface fibres, a harder PES coating remains to protect each strand, making the ropes highly wear and vandalism resistant.

Item no. PCE110121-0901

Installation Information

Max. fall height	238 cm
Safety surfacing area	22.0 m²
Total installation time	7.4
Excavation volume	0.66 m³
Concrete volume	0.26 m³
Footing depth (standard)	85 cm
Shipment weight	194 kg
Anchoring options	Surface ✓ In-ground ✓

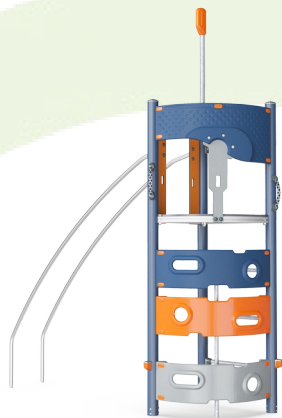
Warranty Information

Curved Panels	10 years
EcoCore HDPE	Lifetime
Membrane	2 years
Post	10 years
Spare Parts Guarantee	10 years



Sustainability Data

PCE110121



Cradle to Gate A1-A3	Total CO ₂ emission	CO ₂ e/kg	Recycled materials
	kg CO ₂ e	kg CO ₂ e/kg	%
PCE110121-0901	489.44	3.31	46.50

The overall framework applied for these factors is the Environmental Product Declaration (EPD), which quantifies "environmental information on the life cycle of a product and enable comparisons between products fulfilling the same function" (ISO, 2006). This follows the structure and applies a Life-Cycle Assessment approach to the entire Product stage from raw material through manufacturing (A1-A3))

Kompan A/S
C.F. Tietgens Boulevard 32C
DK-5220 Odense SØ
Denmark



Verification of CO₂ calculation of: Play systems



Data version no. 2023-10-05

The CO₂ calculation and data are in compliance with the principles of a carbon footprint impact according to the GHG protocol (Greenhouse Gas Protocol), Scope 3, cradle to gate related to all individual components in the product category: "Play systems" represented by item no.: PCM200321-0950.

(Scope 3 emissions include emission sources in the upstream and downstream value chain).

Date: 30. October 2023 | Valid until: 30. October 2025
Verified by:

Julie Marie Vejsgaard Larsen, LCA & EPD Consultant

Verification based on report: Validation of CO₂ calculation of 9 categories of Kompan product line, version 1.0, prepared by: Bureau Veritas HSE, Denmark: Julie M. V. Larsen.

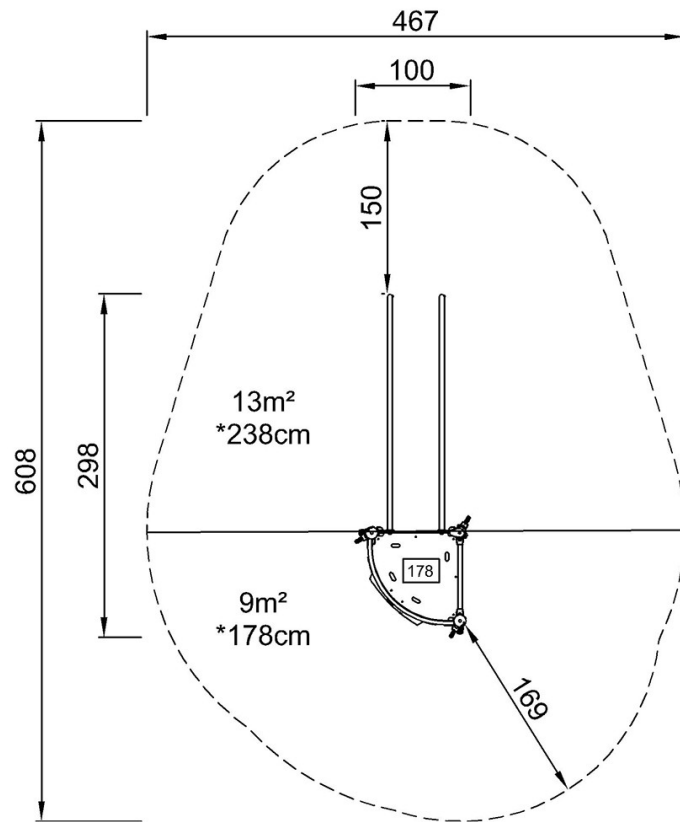
Publication date: 30. October 2023

By Bureau Veritas HSE
www.bureauveritas.dk
+45 7731 1000

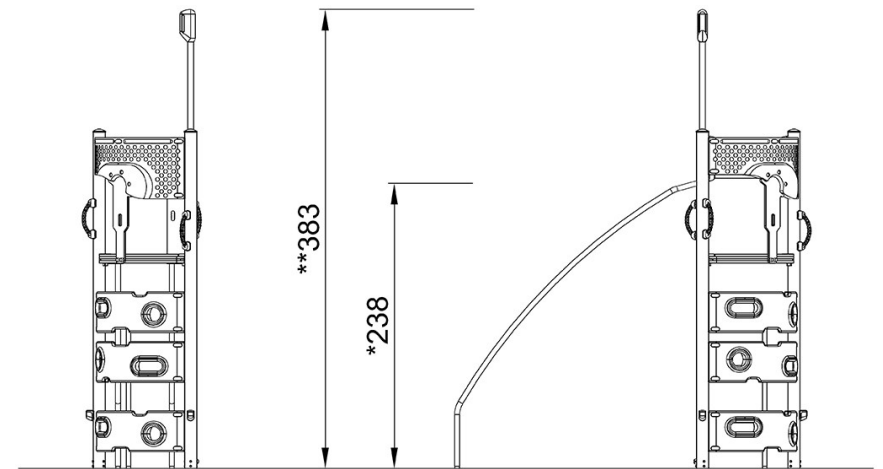


* Max fall height | ** Total height | *** Safety surfacing area

* Max fall height | ** Total height



PCE110121
*238cm
**383cm
***22m²



PCE110121

[Click to see TOP VIEW](#)

[Click to see SIDE VIEW](#)