


# Double Tower with Sand Play

PCM202621



Item no. PCM202621-0904	
General Product Information	
Dimensions LxWxH	646x253x277 cm
Age group	2+
Play capacity (users)	22
Colour options	



This attractive play structure will inspire young children to play actively, using their muscles to climb to the top, navigate the net, and slide to the ground and loop around to start again. The play net has large holes to climb through or take a break in. The distance between the rungs makes the net a true climbing experience, and thus help support the

development muscles and cross-coordination. It further stimulates cross-modal perception, the cooperation of left and right brain half that makes reading possible. The size of the play unit allows for meeting points, stimulating social skills. The fast slide is thrilling and trains the sense of balance and posture, fundamental skills for managing the world securely. The

sand crane is worked by pulling the chain. The negotiation and cooperation to get sand to and from the funnel via the bucket is great for children and develops social-emotional skills.

# Double Tower with Sand Play

PCM202621



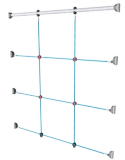
## Curved slide

**Physical:** sliding develops spatial awareness and a sense of balance. Furthermore, the core muscles are trained when sitting upright going down. **Social-Emotional:** empathy stimulated by turn-taking. **Cognitive:** young children develop their understanding of space, speed and distances when sliding down quickly.



## Climbing pole

**Physical:** cross coordination and muscle strength are trained. **Social-Emotional:** turn-taking and cooperation.



## Climbing net

**Physical:** children develop cross-body coordination and muscle strength when climbing. The big meshes allow for climbing and crawling through, supporting proprioception and spatial awareness. **Social-Emotional:** the big meshes allow for more children to sit together and talk.



## Fireman's pole

**Physical:** coordination is supported when going down, as well as arm and core muscles. Landing strengthens bone density, which is built for life in early childhood. **Social-Emotional:** turn-taking and risk-taking. **Cognitive:** young children develop their understanding of space, speed and distances when gliding down fast.



## Sand scoops panel

**Physical:** hand eye coordination and push-pull movements. **Social-Emotional:** invites cooperation due to the two-sidedness and provides for parallel play. **Cognitive:** logical thinking: cause and effect understanding when running scoops in grooves or shifting materials from scoop to scoop. **Creative:** shifting scoops, creating new scoop positions.



## Sand bucket

**Physical:** cross coordination thereby developing cooperation of left and right brain half which is necessary for academic skills such as reading. **Cognitive:** understanding of object permanence, emptying and filling bucket.



## Sand shovel

**Physical:** develops dexterity and upper body muscles. **Cognitive:** understanding of object permanence, emptying and filling scoop.

# Double Tower with Sand Play

PCM202621




Panels of 19mm EcoCore™. EcoCore™ is a highly durable, eco friendly material, which is not only recyclable after use, but also consists of material produced from +95% recycled post consumer material from food packing waste.



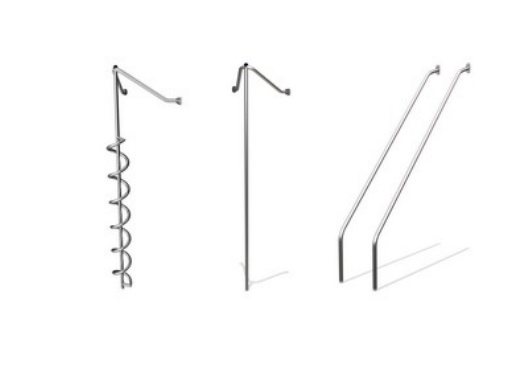
Main posts with hot dip galvanized steel footing are available in different materials: Pressure impregnated pine wood posts. Pre-galvanized inside and outside with powder coated top finish steel posts. Lead free aluminum with color anodized top finish. Greenline TexMade posts of 95% post-consumer recycled PE and textile waste.



All decks are supported by unique designed low-carbon aluminum profiles with multiple attachment options. The grey colored molded decks are made of 75% post-consumer waste PP material with a non-skid pattern and texture surface.



The slides can be chosen in six different colors and three materials: Straight or curved one-piece molded PE slides, made from 33% recycled post-consumer materials in different colours. Combined EcoCore™ sides and stainless-steel. Full stainless steel in one piece design for more vandalism proof solutions.



The stainless-steel activities are made of high-quality stainless steel. The steel is cleaned by a total pickling process after manufacturing to ensure a smooth and clean gliding surfaces.



KOMPAN GreenLine versions are designed with ultimate environmentally friendly materials with lowest possible CO2e emission factor. TexMade post, EcoCore™ panels of 95% post-consumer recycled waste and molded PP decks.

Item no. PCM202621-0904

### Installation Information

Max. fall height	224 cm
Safety surfacing area	39.3 m <sup>2</sup>
Total installation time	20.8
Excavation volume	0.35 m <sup>3</sup>
Concrete volume	0.05 m <sup>3</sup>
Footing depth (standard)	90 cm
Shipment weight	661 kg
Anchoring options	In-ground ✓ Surface ✓

### Warranty Information

EcoCore HDPE	Lifetime
Post	10 years
PP Decks	10 years
Ropes & nets	10 years
Spare parts guaranteed	10 years



# Sustainability Data

PCM202621



Cradle to Gate A1-A3	Total CO <sub>2</sub> emission	CO <sub>2</sub> e/kg	Recycled materials
	kg CO <sub>2</sub> e	kg CO <sub>2</sub> e/kg	%
<b>PCM202621-0951</b>	872.32	1.68	72.53
<b>PCM202621-0904</b>	1,131.18	2.45	59.82

The overall framework applied for these factors is the Environmental Product Declaration (EPD), which quantifies "environmental information on the life cycle of a product and enable comparisons between products fulfilling the same function" (ISO, 2006). This follows the structure and applies a Life-Cycle Assessment approach to the entire Product stage from raw material through manufacturing (A1-A3))

**Kompan A/S**  
 C.F. Tietgens Boulevard 32C  
 DK-5220 Odense SØ  
 Denmark



## Verification of CO<sub>2</sub> calculation of: Play systems



Data version no. 2023-10-05

The CO<sub>2</sub> calculation and data are in compliance with the principles of a carbon footprint impact according to the GHG protocol (Greenhouse Gas Protocol), Scope 3, cradle to gate related to all individual components in the product category: "Play systems" represented by item no.: PCM200321-0950.

(Scope 3 emissions include emission sources in the upstream and downstream value chain).

**Date: 30. October 2023 | Valid until: 30. October 2025**

Verified by:

Julie Marie Vejsgaard Larsen, LCA & EPD Consultant

Verification based on report: Validation of CO<sub>2</sub> calculation of 9 categories of Kompan product line, version 1.0, prepared by: Bureau Veritas HSE, Denmark: Julie M. V. Larsen.

**Publication date: 30. October 2023**

By Bureau Veritas HSE  
 www.bureauveritas.dk  
 +45 7731 1000

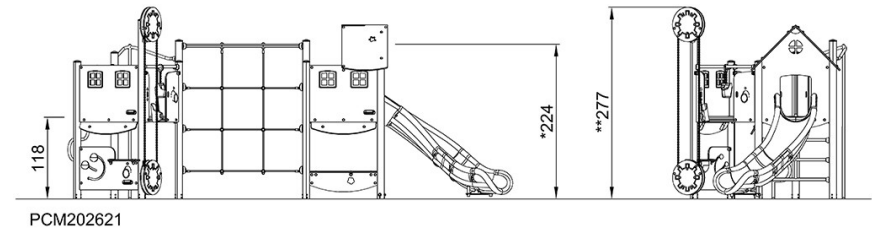
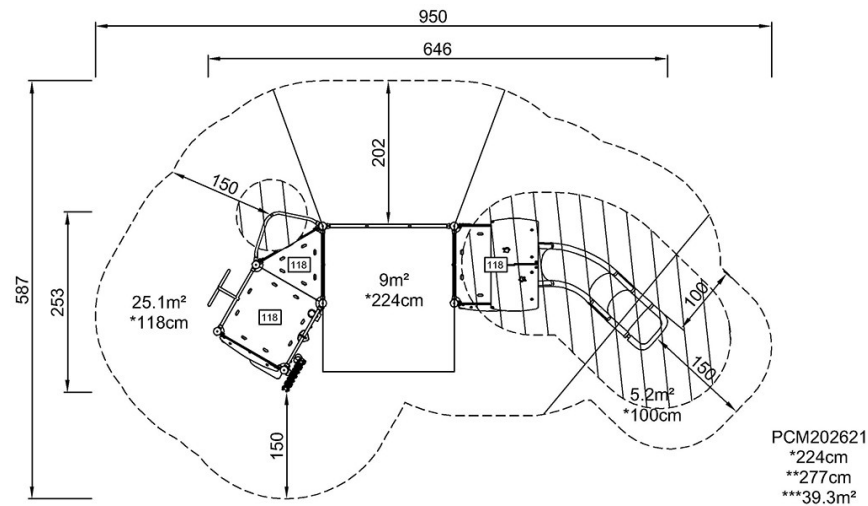


# Double Tower with Sand Play

PCM202621

\* Max fall height | \*\* Total height | \*\*\* Safety surfacing area

\* Max fall height | \*\* Total height



[Click to see TOP VIEW](#)

[Click to see SIDE VIEW](#)