

Cantata

PCE212031


KOMPAN
Let's play



Item no. PCE212031-0901

General Product Information

| | |
|-----------------------|-----------------------|
| Dimensions LxWxH | 22'11" x 20'9" x 9'3" |
| Age group | 5 - 12 |
| Play capacity (users) | 22 |
| Color options | |



The Cantata Peak is a richly varied and physically challenging play structure. On ground level, rules play panels offer explorative play, stimulating social play and thinking skills. The elevated level can be accessed via the accessible stairway or the hugely challenging Climbing Pole and Jacob's Ladder, which only older children can master. The twisted shape

makes it a rich training of proprioception. The accessible stairway makes for easy access. Two slides lead back to ground level, offering a thrilling feeling of height and speed. Sliding is great for training the sense of balance, which is fundamental for all other motor skills.

Cantata

PCE212031



Jacob's ladder

Physical: cross coordination and spatial awareness as well as upper body muscles when hanging with arms. This is especially important due to the sedentary lifestyles of today's children. **Social-Emotional:** turn-taking and cooperation. **Cognitive:** logical thinking when going from 2nd to 3rd step, changing feet.



Slide

Physical: sliding develops spatial awareness and a sense of balance. Furthermore, the core muscles are trained when sitting upright going down. **Social-Emotional:** empathy stimulated by turn-taking.




Climbing pole

Physical: cross coordination and muscle strength are trained. **Social-Emotional:** turn-taking and cooperation.



Ring game

Social-Emotional: cooperating from both sides on running rings up and down trains turn-taking and cooperation skills. **Cognitive:** figuring out how to turn the ring to make it fit the holes and move up or down trains logical skills. **Creative:** leaving rings in new positions leaves a mark in the playground.



Number and shape panel

Cognitive: stimulate children's language skills and knowledge of numbers and geometric shapes.

Cantata

PCE212031



Panels of 19mm EcoCore™. EcoCore™ is a highly durable, eco friendly material, which is not only recyclable after use, but also consists of a core produced from 100% recycled material.



The ELEMENTS roofs are made of recyclable PE made from 33% post consumer recycled materials with a minimum wall thickness of 5 mm to ensure high durability in all climates around the world. The steel pipes are hot dip galvanized inside and outside for maximum durability.




Sails of commercial 95 high density PE knitted specially for sun-shade structures. The sails are treated with UV stabilizers to ensure a long life-time. The sails are supported by a hot dip galvanized steel frame and tightened by stainless steel devices.


| Item no. PCE212031-0901 | |
|--------------------------|--------------------------|
| Installation Information | |
| Max. fall height | 7'3" |
| Safety surfacing area | 806ft ² |
| Total installation time | 24.1 |
| Excavation volume | 1.06yd ³ |
| Concrete volume | 0.14yd ³ |
| Footing depth (standard) | 2'11" |
| Shipment weight | 1811lbs |
| Anchoring options | In-ground ✓ Surface ✓ |
| Warranty Information | |
| EcoCore HDPE | Lifetime |
| Hollow PE Parts | 10 Years |
| Post | 10 Years |
| PP Decks | 10 Years |
| Spare Parts Availability | 10 Years |



The main posts are made of high quality pregalvanized steel with powder coated top finish. Post tops are closed with caps of UV stabilized nylon (PA6). The grey colored molded decks are made of 75% post-consumer waste PP material with a non-skid pattern and texture surface. All decks are supported by unique designed low-carbon aluminum profiles with multiple attachment options.



The slides are available in either molded PE in different colors or in full stainless steel AISI304 t= 2mm.



All steel activities has a unique surface treatment of hot dip galvanized base and powder coated top finish to provide durable products with long lifetime for all environments.

| Elevated activities 7 | Accessible elevated activities | Accessible ground level activities | Accessible ground level play types |
|-----------------------|--------------------------------|------------------------------------|------------------------------------|
| Present | 7 | 2 | 2 |
| Required | 4 | 2 | 2 |

**ASTM
F1487**
compliant

Sustainability Data

PCE212031



| Cradle to Gate A1-A3 | Total CO ₂ emission | CO ₂ e/kg | Recycled materials |
|-----------------------|--------------------------------|-------------------------|--------------------|
| | kg CO ₂ e | kg CO ₂ e/kg | % |
| PCE212031-0901 | 1,294.13 | 1.93 | 61.45 |

The overall framework applied for these factors is the Environmental Product Declaration (EPD), which quantifies "environmental information on the life cycle of a product and enable comparisons between products fulfilling the same function" (ISO, 2006). This follows the structure and applies a Life-Cycle Assessment approach to the entire Product stage from raw material through manufacturing (A1-A3))

Kompan A/S
 C.F. Tietgens Boulevard 32C
 DK-5220 Odense SØ
 Denmark



Verification of CO₂ calculation of: Play systems



Data version no. 2023-10-05

The CO₂ calculation and data are in compliance with the principles of a carbon footprint impact according to the GHG protocol (Greenhouse Gas Protocol), Scope 3, cradle to gate related to all individual components in the product category: "Play systems" represented by item no.: PCM200321-0950.

(Scope 3 emissions include emission sources in the upstream and downstream value chain).

Date: 30. October 2023 | Valid until: 30. October 2025

Verified by:

Julie Marie Vejsgaard Larsen, LCA & EPD Consultant

Verification based on report: Validation of CO₂ calculation of 9 categories of Kompan product line, version 1.0, prepared by: Bureau Veritas HSE, Denmark: Julie M. V. Larsen.

Publication date: 30. October 2023

By Bureau Veritas HSE
 www.bureauveritas.dk
 +45 7731 1000

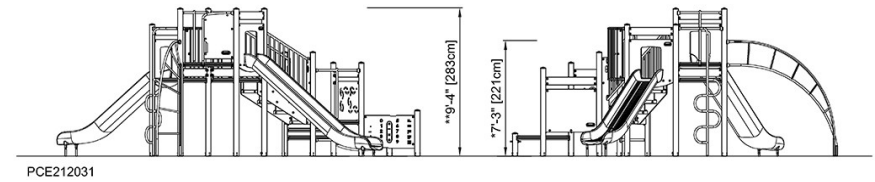
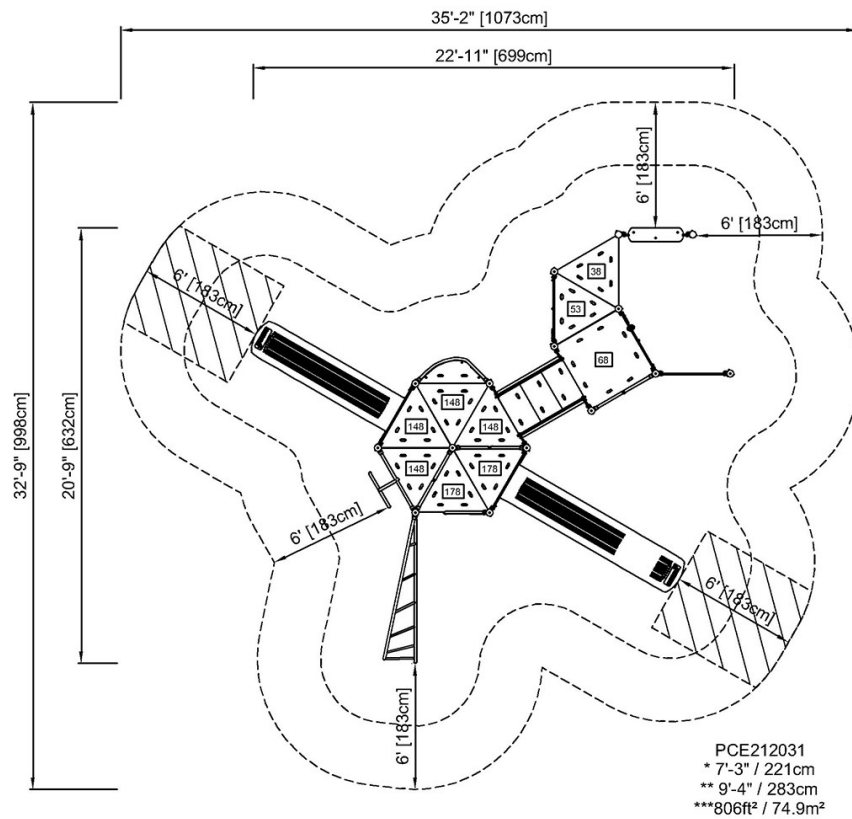


Cantata

PCE212031

* Max fall height | ** Total height | *** Safety surfacing area

* Max fall height | ** Total height



[Click to see TOP VIEW](#)

[Click to see SIDE VIEW](#)