



# Steel Swing H:2.5m, 100cm Shell Seat

KSW92009



Item no. KSW92009-0910	
General Product Information	
Dimensions LxWxH	669x184x255 cm
Age group	2 - 12
Play capacity (users)	8
Colour options	



WOW! The combination of the bird's nest swing and two single seats swing is a hit: children love it, as it can be done individually and together. It facilitates laying, seated, standing swinging, alone or together. It is a great facilitator of fun rough-and-tumble play. The seats cater for multiple users of all abilities and most ages, day after day, for hours and hours.

Swinging, apart from being tremendous fun, trains the children's ABC: agility, balance and coordination, as well as their spatial awareness. These motor skills are crucial to being able to judge distance and navigate traffic safely. The standing sitting, lying and standing swing activities train the arm, leg and core muscles. The jumping off builds bone

density – the majority of which is built up during the first years of life. Finally, this swing supports social skills such as turn-taking, cooperation.



# Steel Swing H:2.5m, 100cm Shell Seat

KSW92009



## Two single swing seats

**Physical:** trains balance, coordination and spatial awareness. All necessary when judging distances. Trains arm, leg and core muscles, and strengthens bone density when jumping off. **Social-Emotional:** parallel play invites cooperation and consideration.

**Cognitive:** cause and effect and thinking skills for younger children. Rules games for bigger children, when swinging in same or different rhythm.



## Shell nest swing

**Physical:** balance, coordination and spatial awareness are developed. The swinging movement trains the arm, leg and core muscles, and strengthens bone density when jumping off. **Social-Emotional:** the spacious seat allows for many children standing, lying, seated together and is inclusive for all.

**Cognitive:** develops cause and effect understanding, rhythm and thinking skills in younger children.

# Steel Swing H:2.5m, 100cm Shell Seat

KSW92009



Vertical posts of hot dip galvanised steel or powder coated on pre-galvanised steel base. Swing frame end connectors and crossbeam of hot dip galvanised steel or powder coated on hot dip galvanised steel base.



KOMPAN heavy duty designed swing hangers of stainless steel with anti-twist function. The hangers are attached to the cross beam on a welded bracket with two bolts. The bearings are embedded with silicone lubricant and needs no further lubrication.



The standard seats of KOMPAN swings is engineered for maximum safety and durability. The two component seat with a PP inner core and outside rubber is produced in one operation. The seats are available with swing chains of either hot dip galvanised steel or stainless steel for all swings heights.



The swing hangers are made of high quality UV-stabilised nylon (PA6) housing with integrated lifetime sealed ball bearings. The height adjustable chains are fixed by a stainless steel hook with theft proof snake-eye bolt in a turnable anti twist housing. All seats with two chain fixation are available with either standard or anti-wrap suspension.



KOMPAN designed the bird's nest seats to be light in weight and in compliance with global safety standards. The soft, shock absorbent bumpers with non-slip surface makes the swing seat extremely user friendly. Choose between a rope version with reinforced PA rope or a moulded PE version. Both equipped with soft rubber bumpers.



Unique designed seats for toddlers: Baby seat of rubber. Toddler seat of PUR with four chain suspension for easy movement. Cradle seat. You & Me swing seat for adult/child or children of different ages to swing together while facing each other.

Item no. KSW92009-0910

## Installation Information

Max. fall height	241 cm
Safety surfacing area	65.0 m²
Total installation time	8.6
Excavation volume	1.58 m³
Concrete volume	0.90 m³
Footing depth (standard)	90 cm
Shipment weight	330 kg
Anchoring options	In-ground ✓

## Warranty Information

Chains	10 years
Spare parts guaranteed	10 years
Steel post HDG	Lifetime
Swing hangers	5 years
Swing seat	10 years

Elevated activities 0	Accessible elevated activities	Accessible ground level activities	Accessible ground level play types
Present	0	1	1
Required	1	1	1



# Sustainability Data

KSW92009



Cradle to Gate A1-A3	Total CO <sub>2</sub> emission	CO <sub>2</sub> e/kg	Recycled materials
	kg CO <sub>2</sub> e	kg CO <sub>2</sub> e/kg	%
KSW92009-0910	553.62	2.30	56.22

The overall framework applied for these factors is the Environmental Product Declaration (EPD), which quantifies "environmental information on the life cycle of a product and enable comparisons between products fulfilling the same function" (ISO, 2006). This follows the structure and applies a Life-Cycle Assessment approach to the entire Product stage from raw material through manufacturing (A1-A3))

**KOMPAN**  
Let's play

## Kompan A/S

C.F. Tietgens Boulevard 32C  
DK-5220 Odense SØ  
Denmark



## Verification of CO<sub>2</sub> calculation of: Freestanding play equipment



Data version no. 2023-10-05

The CO<sub>2</sub> calculation and data are in compliance with the principles of a carbon footprint impact according to the GHG protocol (Greenhouse Gas Protocol), Scope 3, cradle to gate related to all individual components in the product category: "Freestanding play equipment" represented by item no.: KSW92011-0910.

(Scope 3 emissions include emission sources in the upstream and downstream value chain).

**Date: 30. October 2023 | Valid until: 30. October 2025**

**Verified by:**

Julie Marie Vejsgaard Larsen, LCA & EPD Consultant

Verification based on report: Validation of CO<sub>2</sub> calculation of 9 categories of Kompan product line, version 1.0, prepared by: Bureau Veritas HSE, Denmark: Julie M. V. Larsen.

**Publication date: 30. October 2023**

By Bureau Veritas HSE  
www.bureauveritas.dk  
+45 7731 1000



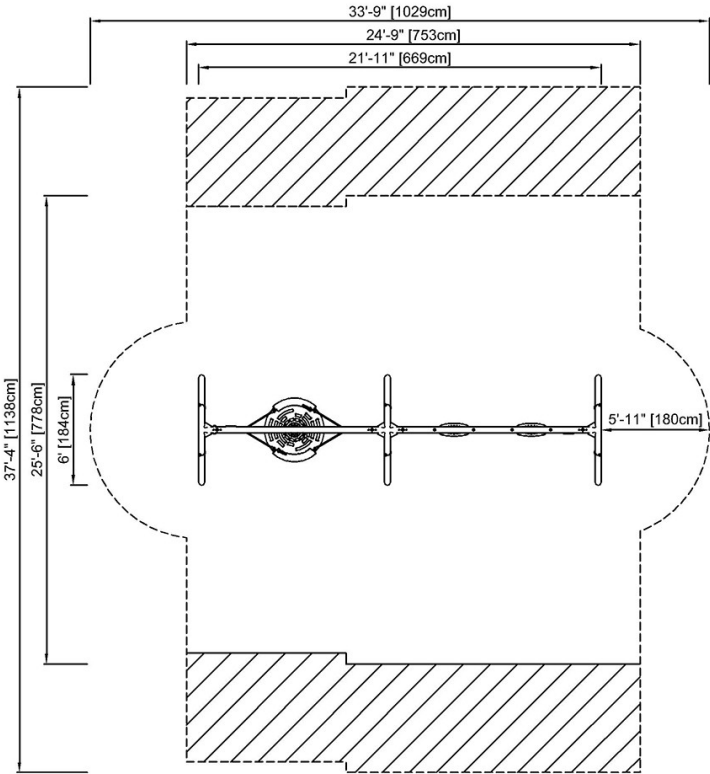
# Steel Swing H:2.5m, 100cm Shell Seat

KSW92009

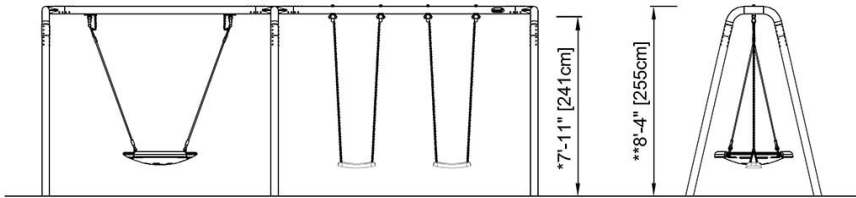


\* Max fall height | \*\* Total height | \*\*\* Safety surfacing area

\* Max fall height | \*\* Total height



KSW92009  
\*7'-11" / 241cm  
\*\*8'-4" / 255cm  
\*\*\*699ft² / 65m²



KSW92009

[Click to see TOP VIEW](#)

[Click to see SIDE VIEW](#)