

# Tower & Climber

NRO1001


**KOMPANI**  
Let's play



Item no. NRO1001-1001

## General Product Information

Dimensions LxWxH	813x518x360 cm
Age group	6+
Play capacity (users)	17
Color options	 



The Tower & Climber inspires great play again and again thanks to its versatile nature: a multitude of balancing and climbing activities and a great tower with slide provide fun play challenges for school age children. The varied climbing nets stimulate cross-coordination. This supports the cross-modal perception which is fundamental for example in reading. Children

train muscles when they climb horizontally and vertically across the ropes and nets of the Tower & Climber. This additionally stimulates the sense of balance, fundamental for all motor skills. The variation of nets allows for many climbing styles and more children climbing together. So children use and expand social-emotional skills such as turn-taking and

negotiation. There is ample space for meeting, too, for instance in the swaying ropes.



# Tower & Climber

NRO1001



All Organic Robinia products by KOMPAN are made of Robinia wood from sustainable European sources. On request it can be supplied as FSC® Certified (FSC® C004450).



Ropes of UV-stabilized PES rope strands with inner steel cable reinforcement. The polyester yarn is made from +95% post-consumer materials and is inductively melted onto each strand.



Full coloured EPDM rubber seats with smooth surface. The seats are moulded on a hot dip galvanised steel inlay that ensures durable fixation to the rope.

Item no. NRO1001-1001

### Installation Information

Max. fall height	267 cm
Safety surfacing area	56.0 m <sup>2</sup>
Total installation time	18.7
Excavation volume	3.34 m <sup>3</sup>
Concrete volume	0.46 m <sup>3</sup>
Footing depth (standard)	102 cm
Shipment weight	985 kg
Anchoring options	In-ground ✓



The stainless-steel slides with one-piece slide bed are made of high-quality stainless-steel AISI 304.



Slide interface panel of 19mm EcoCore™. EcoCore™ is a highly durable, eco-friendly material, which is not only recyclable after use, but is also made of +95% recycled post-consumer material from e.g., food packing waste in both core and colorful outer layer.



The Robinia wood can be supplied as untreated raw wood or painted with a brown coloured transparent pigment that maintains the golden wood colour of the wood.



# Sustainability Data

NRO1001



Cradle to Gate A1-A3	Total CO <sub>2</sub> emission	CO <sub>2</sub> e/kg	Recycled materials
	kg CO <sub>2</sub> e	kg CO <sub>2</sub> e/kg	%
<b>NRO1001-1001</b>	575.40	0.77	8.60

The overall framework applied for these factors is the Environmental Product Declaration (EPD), which quantifies "environmental information on the life cycle of a product and enable comparisons between products fulfilling the same function" (ISO, 2006). This follows the structure and applies a Life-Cycle Assessment approach to the entire Product stage from raw material through manufacturing (A1-A3))

**Kompan A/S**  
 C.F. Tietgens Boulevard 32C  
 DK-5220 Odense SØ  
 Denmark



## Verification of CO<sub>2</sub> calculation of: Nature play



Data version no. 2023-10-05

The CO<sub>2</sub> calculation and data are in compliance with the principles of a carbon footprint impact according to the GHG protocol (Greenhouse Gas Protocol), Scope 3, cradle to gate related to all individual components in the product category: "Nature play" represented by item no.: NRO409-0621.

(Scope 3 emissions include emission sources in the upstream and downstream value chain).

**Date: 30. October 2023 | Valid until: 30. October 2025**

**Verified by:**

Julie Marie Vejsgaard Larsen, LCA & EPD Consultant

Verification based on report: Validation of CO<sub>2</sub> calculation of 9 categories of Kompan product line, version 1.0, prepared by: Bureau Veritas HSE, Denmark: Julie M. V. Larsen.

**Publication date: 30. October 2023**

**By Bureau Veritas HSE**  
 www.bureauveritas.dk  
 +45 7731 1000

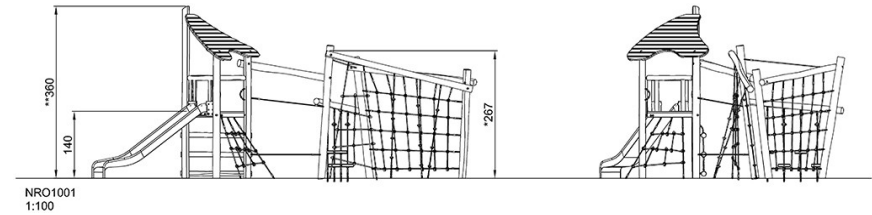
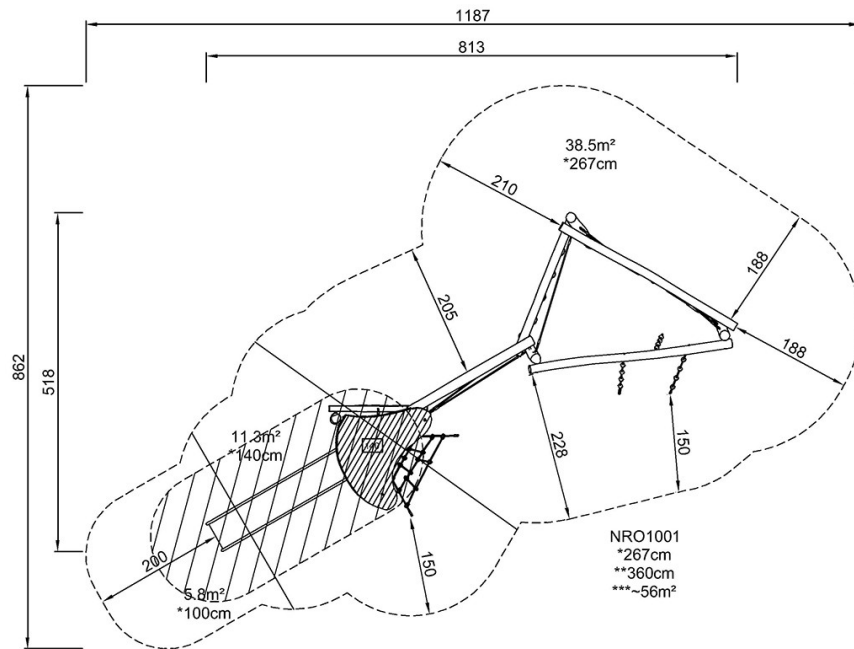


# Tower & Climber

NRO1001

\* Max fall height | \*\* Total height | \*\*\* Safety surfacing area

\* Max fall height | \*\* Total height



[Click to see TOP VIEW](#)

[Click to see SIDE VIEW](#)