



Shop & Construction ADA

MSC6424



Item no. MSC642400-3717P	
General Product Information	
Dimensions LxWxH	524x339x289 cm
Age group	2+
Play capacity (users)	22
Color options	



WOW! The shop and construction themes greatly appeal to children's urge for dramatic play stories. The ground level shop counter and clock make this playground an absolute winner with all children. Hours and hours of play for all, thanks to the two sided theme, tactile elements and the wide, accessible stairway. The rich variety of details include play

scoops, spheres, clocks etc. all of which inspire a multitude of play stories and train fine motor skills. They also promote logical thinking and language development, when children explore and find out how to use them, and share their findings with friends. Being double sided inspires exploration and makes for great play capacity: you can play from the outside too!

The wide choice of climbing events and the slide train motor skills, such as cross-coordination and balance, important for body movement and confidence.



Data is subject to change without prior notice.

Shop & Construction ADA


MSC6424



Panels of 19mm EcoCore™. EcoCore™ is a highly durable, eco friendly material, which is not only recyclable after use, but also consists of material produced from +95% recycled post consumer material from food packing waste.



All floors are made of High-Pressure Laminate HPL with a thickness 17.8mm and non skid surface texture according to EN 438-6. KOMPAN HPL has high wearing strength to ensure long lifetime in all climates.



Curved climbing wall is made of Ekogrip® panel that consist of a 15mm thick PE base with 3 mm top-layer of soft rubber with a non-skid effect.


Item no. MSC642400-3717P

Installation Information

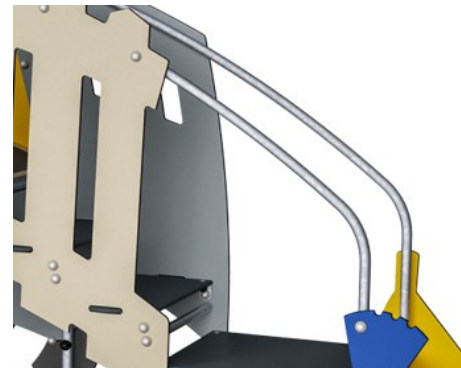
Max. fall height	120 cm
Safety surfacing area	36.3 m ²
Total installation time	24.5
Excavation volume	0.87 m ³
Concrete volume	0.00 m ³
Footing depth (standard)	90 cm
Shipment weight	726 kg
Anchoring options	In-ground ✓ Surface ✓



The slide is made of moulded PE. PE has high impact resistance across a wide temperature span which ensures vandal resistance in all locations.



Ropes are made of UV-stabilized PP rope strands with inner steel cable reinforcement. Horizontal ropes are PUR coated to obtain good wear and tear resistance.



The steel surfaces are hot dip galvanised inside and outside with lead free zinc. The galvanisation has excellent corrosion resistance in outside environments and requires low maintenance.



Sustainability Data

MSC6424



Cradle to Gate A1-A3	Total CO ₂ emission	CO ₂ e/kg	Recycled materials
	kg CO ₂ e	kg CO ₂ e/kg	%
MSC642400-3717P	1,317.30	2.25	52.00

The overall framework applied for these factors is the Environmental Product Declaration (EPD), which quantifies "environmental information on the life cycle of a product and enable comparisons between products fulfilling the same function" (ISO, 2006). This follows the structure and applies a Life-Cycle Assessment approach to the entire Product stage from raw material through manufacturing (A1-A3))

Kompan A/S
 C.F. Tietgens Boulevard 32C
 DK-5220 Odense SØ
 Denmark



Verification of CO₂ calculation of: Themed play systems



Data version no. 2023-10-05

The CO₂ calculation and data are in compliance with the principles of a carbon footprint impact according to the GHG protocol (Greenhouse Gas Protocol), Scope 3, cradle to gate related to all individual components in the product category: "Themed play systems" represented by item no.: MSC641100-3717P.

(Scope 3 emissions include emission sources in the upstream and downstream value chain).

Date: 30. October 2023 | Valid until: 30. October 2025

Verified by:

Julie Marie Vejsgaard Larsen, LCA & EPD Consultant

Verification based on report: Validation of CO₂ calculation of 9 categories of Kompan product line, version 1.0, prepared by: Bureau Veritas HSE, Denmark: Julie M. V. Larsen.

Publication date: 30. October 2023

By Bureau Veritas HSE
 www.bureauveritas.dk
 +45 7731 1000

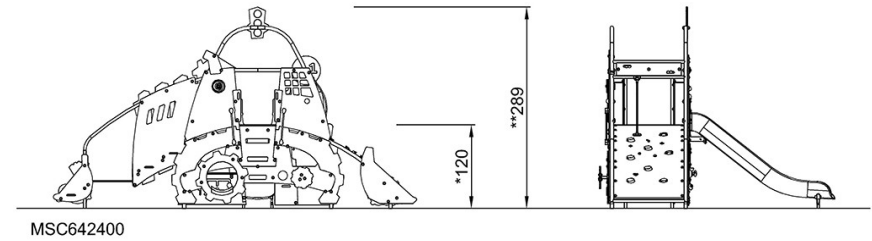
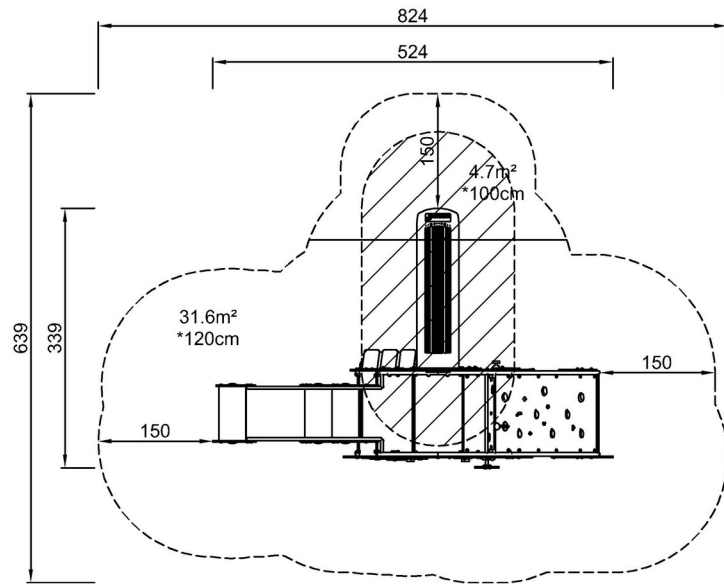


Shop & Construction ADA

MSC6424

* Max fall height | ** Total height | *** Safety surfacing area

* Max fall height | ** Total height



[Click to see TOP VIEW](#)

[Click to see SIDE VIEW](#)