

Mansulu with Shading


PCE211833



Item no. PCE211833-0902

General Product Information

Dimensions LxWxH	856x638x420 cm
Age group	2 - 12
Play capacity (users)	26
Colour options	  



Wow! The Mansulu offers a wealth of varied climbing and sliding, inviting all for a go. With play on all sides, children will enhance their development in all areas, and they will play for longer times, again and again. Physical development is supported by the rich variation of balancing, rotating, climbing, sliding, spinning, and gliding. These all build important

motor skills such as balance and coordination, which benefit children's body confidence and ultimately self confidence when being able to master new activities with friends. These experiences are also enhanced by the design of the Mansulu which encourages social-emotional skills such as turn-taking and cooperation. With room for many to play, and

break points at either end, the Mansulu supports social skills. The accessible stairway invites all in so that all areas of development through active play are supported.



Mansulu with Shading

PCE211833



Hammock

Physical: coordination and sense of balance when swaying. **Social-Emotional:** meeting, pushing friends gently back and forth, turn-taking. **Cognitive:** for toddlers cause and effect understanding.



Net bridge

Physical: children develop their balance, cross coordination and spatial awareness in the open net. **Social-Emotional:** interaction with children outside, socializing. Cooperation and consideration, e.g. when passing others.



Climbing pole

Physical: cross coordination and muscle strength are trained. **Social-Emotional:** turn-taking and cooperation.



Pipe ladder

Physical: cross coordination and eye-hand coordination are supported when children climb the ladder. The climbing also supports leg and arm muscles. **Social-Emotional:** learning about turn taking and cooperation.



Curved slide

Physical: sliding develops spatial awareness and a sense of balance. Furthermore, the core muscles are trained when sitting upright going down. **Social-Emotional:** empathy stimulated by turn-taking. **Cognitive:** young children develop their understanding of space, speed and distances when sliding down quickly.



Somersault bar

Physical: develop balance and core when hanging from knees. Arm, leg and core muscles are developed when climbing up, somersaulting around. Balance and spatial awareness are strengthened. **Social-Emotional:** meeting, socializing and turn-taking when climbing up and down via bar.

Mansulu with Shading

PCE211833



Panels of 19mm EcoCore™. EcoCore™ is a highly durable, eco friendly material, which is not only recyclable after use, but also consists of material produced from +95% recycled post consumer material from food packing waste.



The ELEMENTS roofs are made of recyclable PE made from 33% post consumer recycled materials with a minimum wall thickness of 5 mm to ensure high durability in all climates around the world. The steel pipes are hot dip galvanised inside and outside for maximum durability.



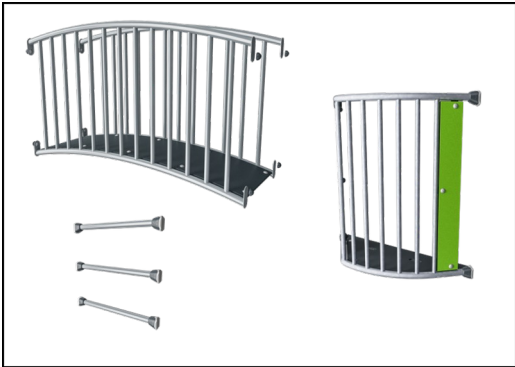
Sails of commercial 95 high density PE knitted specially for sun-shade structures. The sails are treated with UV stabilizers to ensure a long life-time. The sails are supported by a hot dip galvanised steel frame and tightened by stainless steel devices.



The main posts are made of high quality pregalvanized steel with powder coated top finish. Post tops are closed with caps of UV stabilized nylon (PA6). The grey colored molded decks are made of 75% post-consumer waste PP material with a non-skid pattern and texture surface. All decks are supported by unique designed low-carbon aluminum profiles with multiple attachment options.



The slides are available in either molded PE made from 33% recycled post-consumer materials in different colors or in full AISI304 stainless steel with a thickness of 2mm.



All steel activities has a unique surface treatment of hot dip galvanised base and powder coated top finish to provide durable products with long lifetime for all environments.

Item no. PCE211833-0902	
Installation Information	
Max. fall height	216 cm
Safety surfacing area	88.5 m²
Total installation time	40.4
Excavation volume	0.90 m³
Concrete volume	0.11 m³
Footing depth (standard)	90 cm
Shipment weight	1,259 kg
Anchoring options	In-ground ✓
Warranty Information	
EcoCore HDPE	Lifetime
Post	10 years
PP Decks	10 years
Spare parts guaranteed	10 years
Sun shading sails	2 years

Elevated activities 10	Accessible elevated activities	Accessible ground level activities	Accessible ground level play types
Present	6	3	3
Required	5	3	3

**CSA
Z614**
compliant

Sustainability Data

PCE211833



Cradle to Gate A1-A3	Total CO ₂ emission	CO ₂ e/kg	Recycled materials
	kg CO ₂ e	kg CO ₂ e/kg	%
PCE211833-0902	2,543.33	2.74	48.93

The overall framework applied for these factors is the Environmental Product Declaration (EPD), which quantifies "environmental information on the life cycle of a product and enable comparisons between products fulfilling the same function" (ISO, 2006). This follows the structure and applies a Life-Cycle Assessment approach to the entire Product stage from raw material through manufacturing (A1-A3))

Verification of CO₂ calculation of: Play systems



Data version no. 2023-10-05

The CO₂ calculation and data are in compliance with the principles of a carbon footprint impact according to the GHG protocol (Greenhouse Gas Protocol), Scope 3, cradle to gate related to all individual components in the product category: "Play systems" represented by item no.: PCM200321-0950.

(Scope 3 emissions include emission sources in the upstream and downstream value chain).

Date: 30. October 2023 | Valid until: 30. October 2025

Verified by:

Julie Marie Vejsgaard Larsen, LCA & EPD Consultant

Verification based on report: Validation of CO₂ calculation of 9 categories of Kompan product line, version 1.0, prepared by: Bureau Veritas HSE, Denmark: Julie M. V. Larsen.

Publication date: 30. October 2023



By Bureau Veritas HSE
www.bureauveritas.dk
+45 7731 1000

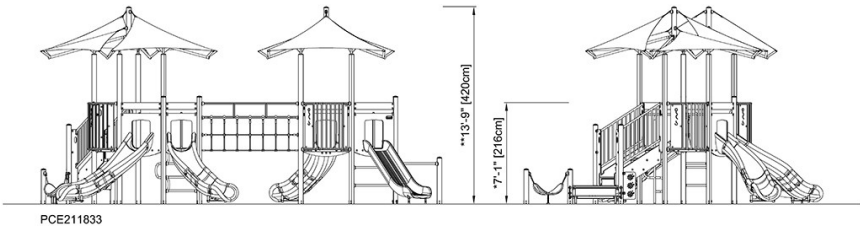
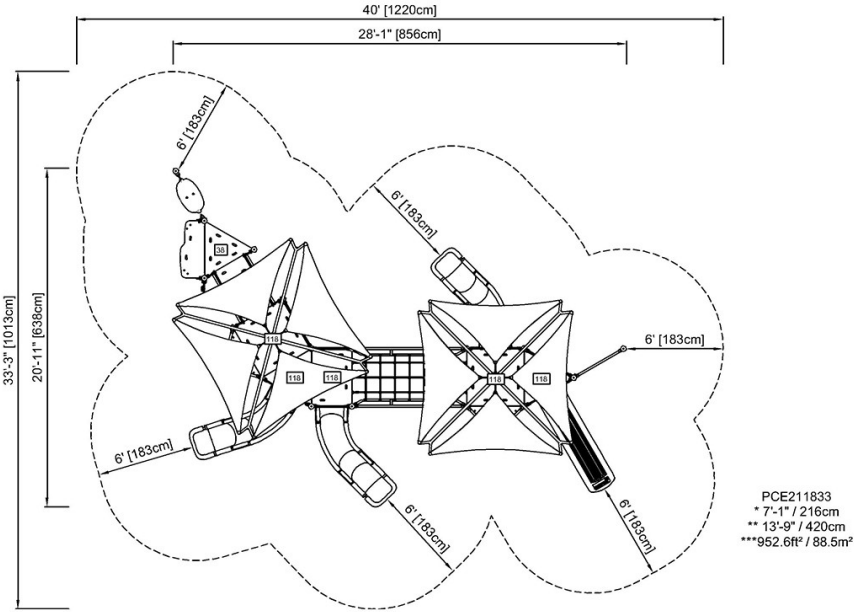


Mansulu with Shading

PCE211833

* Max fall height | ** Total height | *** Safety surfacing area

* Max fall height | ** Total height



[Click to see TOP VIEW](#)

[Click to see SIDE VIEW](#)