



Triple Mega Deck

PCM301332

Item no. PCM301332-0950	
General Product Information	
Dimensions LxWxH	721x724x350 cm
Age group	2+
Play capacity (users)	50
Color options	



This fun, sturdy Triple Mega Deck will attract toddlers over and over. It invites to explore the various auditive and tactile play panels, stimulating logical thinking and creativity in the child. The drums create variation in sound and can be played alone or together, inviting for social interaction. The tunnel support climbing, crawling and cross-coordination. This

stimulates cross-modal perception, important e.g. for reading. The bubble window in the tunnel bridge distorts voices when spoken into, evoking a sense of wonder and training logical thinking. From the roomy platforms a curly climber invites for a thrilling rotating ride back to ground level. There is a double slide also, which allows for carers to join in. The house

platforms offer appealing tactile details to explore, training logical thinking. So this is fun play and training of life skills.



Triple Mega Deck

PCM301332



Accessible stairway

Physical: climbing the accessible stairway is for all and supports cross coordination as well as arm and leg muscles. For young children, walking stairs and alternating feet is developed. **Social-Emotional:** room for active breaks and adult helpers. An inclusive space.



Play sphere

Social-Emotional: can be played from both sides, encouraging cooperation. **Cognitive:** cause and effect understanding. **Creative:** leave a mark and place the spheres at different positions.



Drums

Social-Emotional: cooperation and co-creation, parallel and group play. **Cognitive:** cause and effect understanding when creating sounds, supporting a sense of rhythm, that is essential for pre-reading skills. **Creative:** creating and leaving a mark with sound.



Bubble Tunnel

Physical: the children crawl through the tunnel, developing motor skills such as cross-body coordination and proprioception. **Social-Emotional:** turn-taking when passing each other. **Cognitive:** distorts the sound of the voice, developing logical thinking.



Curly climber

Physical: coordination and proprioception are supported when placing arms and legs correctly for going down. Sense of balance when rotating. Arm muscles for holding tight. **Social-Emotional:** empathy stimulated by turn-taking. **Cognitive:** logical thinking when placing arms and legs right for rotating downwards.



Rock climber

Physical: supports cross coordination and leg, arm and hand strength. **Social-Emotional:** the inclination makes climbing feel secure, especially for younger children.



Double slide

Physical: sliding develops spatial awareness and a sense of balance. Furthermore, the core muscles are trained when sitting upright going down. **Social-Emotional:** invites socializing, supports parent-child and peer-to-peer play. **Cognitive:** young children train their understanding of space, speed and distances when sliding down quickly.

Triple Mega Deck

PCM301332




Panels of 19mm EcoCore™. EcoCore™ is a highly durable, eco friendly material, which is not only recyclable after use, but also consists of material produced from +95% recycled post consumer material from food packing waste.



Main posts with hot dip galvanized steel footing are available in different materials: Pressure impregnated pine wood posts. Pre-galvanized inside and outside with powder coated top finish steel posts. Lead free aluminum with color anodized top finish. Greenline TexMade posts of 95% post-consumer recycled PE and textile waste.



All decks are supported by unique designed low-carbon aluminum profiles with multiple attachment options. The grey colored molded decks are made of 75% post-consumer waste PP material with a non-skid pattern and texture surface.



Ropes of UV-stabilized PES rope strands with inner steel cable reinforcement. The polyester yarn is made from +95% post-consumer materials and is inductively melted onto each strand.



Wood version of FSC®-certified (FSC®C004450) pine wood with pressure impregnated base treatment and brown painted top finish. Vertical boards and top ends protected by a unique aluminum profile for high outdoor durability.



Shade sails of commercial 95 high density PE knitted specially for sunshade structures. The sails are treated with UV stabilizers to ensure a long lifetime. The sails are supported by a hot dip galvanized steel frame. Closed sail equipped with an easy take down system.

Item no. PCM301332-0950

Installation Information

Max. fall height	204 cm
Safety surfacing area	69.8 m²
Total installation time	49.5 hours
Excavation volume	1.09 m³
Concrete volume	0.09 m³
Footing depth (standard)	90 cm
Shipment weight	1,773 kg
Anchoring options	Surface ✓ In-ground ✓

Warranty Information

EcoCore HDPE	Lifetime
Post	10 years
PP Decks	10 years
Ropes & nets	10 years
Spare parts guaranteed	10 years

Sustainability Data

PCM301332



Cradle to Gate A1-A3	Total CO ₂ emission	CO ₂ e/kg	Recycled materials
	kg CO ₂ e	kg CO ₂ e/kg	%
PCM301332-0950	2,274.22	1.67	72.21
PCM301332-0901	2,466.63	1.99	66.79

The overall framework applied for these factors is the Environmental Product Declaration (EPD), which quantifies "environmental information on the life cycle of a product and enable comparisons between products fulfilling the same function" (ISO, 2006). This follows the structure and applies a Life-Cycle Assessment approach to the entire Product stage from raw material through manufacturing (A1-A3))

KOMPAN
Let's play

Kompan A/S

C.F. Tietgens Boulevard 32C
DK-5220 Odense SØ
Denmark



Verification of CO₂ calculation of: Play systems



Data version no. 2023-10-05

The CO₂ calculation and data are in compliance with the principles of a carbon footprint impact according to the GHG protocol (Greenhouse Gas Protocol), Scope 3, cradle to gate related to all individual components in the product category: "Play systems" represented by item no.: PCM200321-0950.

(Scope 3 emissions include emission sources in the upstream and downstream value chain).

Date: 30. October 2023 | Valid until: 30. October 2025

Verified by:

Julie Marie Vejsgaard Larsen, LCA & EPD Consultant

Verification based on report: Validation of CO₂ calculation of 9 categories of Kompan product line, version 1.0, prepared by: Bureau Veritas HSE, Denmark: Julie M. V. Larsen.

Publication date: 30. October 2023

By Bureau Veritas HSE
www.bureauveritas.dk
+45 7731 1000

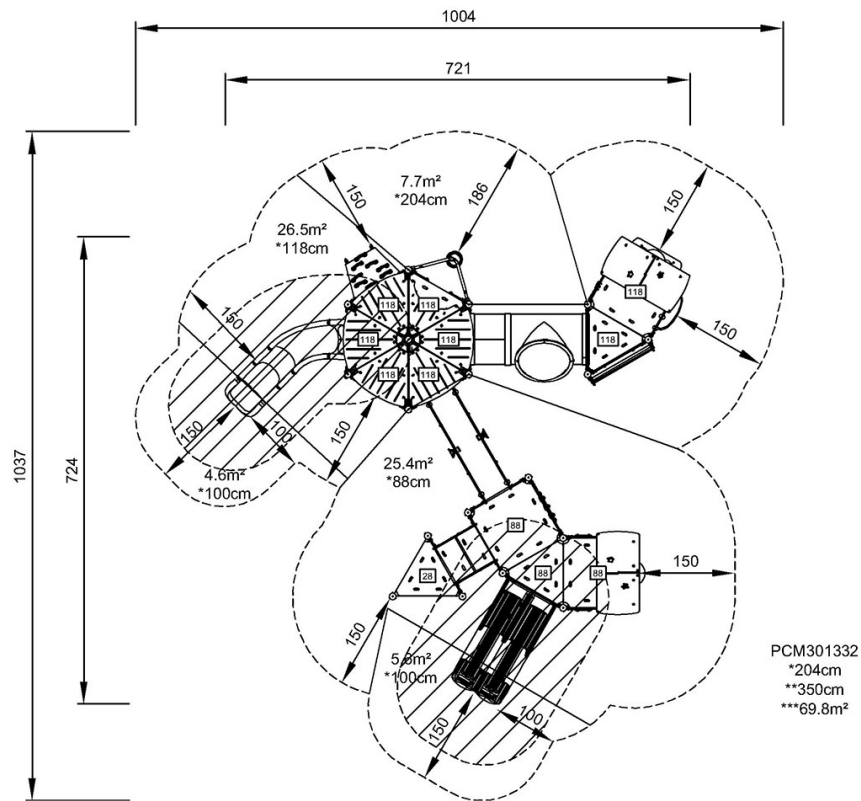


Triple Mega Deck

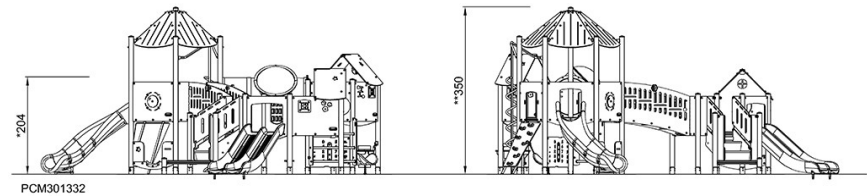
PCM301332

* Max fall height | ** Total height | *** Safety surfacing area

* Max fall height | ** Total height



PCM301332
*204cm
**350cm
***69.8m²



[Click to see TOP VIEW](#)

[Click to see SIDE VIEW](#)