

Multi Play Tower & Playhouses

PCM900131

KOMPAN
Let's play



This fantastic Multi Play Tower & Playhouses structure is loaded with play in all areas. Multiple towers and playhouses means varied ways to play, longer playtimes, and many benefits for health and well-being. This will attract children to play together and will enrich and extend their play, in active outdoor play that stimulates social skills, creativity and


thinking. The varied and many access points all help children to strengthen their muscles and coordination as they will be eager to play with the many stimulating activities along the many pathways. There are opportunities to create fun and imaginative play themes that will extend the play. The talking tubes and play panels are elements that will spark curiosities and

encourage imagination. Many bridges and means of egress support physical decision making. Sliding and gliding supports posture and balance, all important skills, and fun!

Item no. PCM900131-0651

General Product Information

Dimensions LxWxH	1032x847x306 cm
Age group	2 - 5
Play capacity (users)	73
Colour options	



Multi Play Tower & Playhouses

PCM900131



Desk with conveyor belt

Physical: tactile stimulation from running hands over rolling spheres on conveyor belt. **Social-Emotional:** sharing and cooperation from both sides create a social scenario that supports communication and cooperation. **Cognitive:** supports dramatic play scenarios, trains cause and effect understanding.



Curly climber

Physical: coordination and proprioception are supported when placing arms and legs correctly for going down. Sense of balance when rotating. Arm muscles for holding tight. **Social-Emotional:** empathy stimulated by turn-taking. **Cognitive:** logical thinking when placing arms and legs right for rotating downwards.



Crawl-through hole

Physical: the hole allows for climbing and crawling through, developing cross coordination, proprioception and spatial awareness. **Social-Emotional:** cooperation and turn-taking when passing one another.



Slide

Physical: sliding develops spatial awareness and a sense of balance. Furthermore, the core muscles are trained when sitting upright going down. **Social-Emotional:** empathy stimulated by turn-taking. **Cognitive:** young children develop their understanding of space, speed and distances when sliding down quickly.



Tunnel

Physical: the children crawl through the tunnel, developing motor skills such as cross-body coordination and proprioception. **Social-Emotional:** turn-taking when passing each other.



Wobble bridge

Physical: sense of balance and space, and training of posture. Important for being able to sit still. **Social-Emotional:** cooperation, turn-taking and friendly competition on the plates.



Climbing net

Physical: children develop cross-body coordination and muscle strength when climbing. The big meshes allow for climbing and crawling through, supporting proprioception and spatial awareness. **Social-Emotional:** the big meshes allow for more children to sit together and talk.

Multi Play Tower & Playhouses

PCM900131



Panels of 19mm EcoCore™. EcoCore™ is a highly durable, eco friendly material, which is not only recyclable after use, but is also produced from +95% recycled post consumer material from food packing waste. Wooden panels of impregnated and brown painted pine wood with vertical steel profiles.



Main posts with hot dip galvanized steel footing are available in different materials: Pressure impregnated pine wood posts. Pre-galvanized inside and outside with powder coated top finish steel posts. Lead free aluminum with color anodized top finish. Greenline TexMade posts of 95% post-consumer recycled PE and textile waste.



All decks are supported by unique designed low-carbon aluminum profiles with multiple attachment options. The grey colored molded decks are made of 75% post-consumer waste PP material with a non-skid pattern and texture surface.

Item no. PCM900131-0651	
Installation Information	
Max. fall height	204 cm
Safety surfacing area	120.2 m²
Total installation time	70.3
Excavation volume	1.51 m³
Concrete volume	0.00 m³
Footing depth (standard)	60 cm
Shipment weight	2,808 kg
Anchoring options	In-ground ✓ Surface ✓
Warranty Information	
EcoCore HDPE	Lifetime
Post	10 years
PP Decks	10 years
Ropes & nets	10 years
Spare parts guaranteed	10 years



The slides can be chosen in six different colors and three materials: Straight or curved one-piece molded PE slides, made from 33% recycled post-consumer materials in different colours. Combined EcoCore™ sides and stainless-steel. Full stainless steel in one piece design for more vandalism proof solutions.



Coloured steel components have a base of hot dip galvanisation and a powder coated top finish. This provides an ultimate corrosion resistance in all climates around the world.



KOMPAN GreenLine versions are designed with ultimate environmentally friendly materials with lowest possible CO2e emission factor. TexMade post, EcoCore™ panels of 95% post-consumer recycled waste and molded PP decks.

Elevated activities 17	Accessible elevated activities	Accessible ground level activities	Accessible ground level play types
Present	14	6	3
Required	9	6	3

**CSA
Z614**
compliant

Sustainability Data

PCM900131



Cradle to Gate A1-A3	Total CO ₂ emission	CO ₂ e/kg	Recycled materials
	kg CO ₂ e	kg CO ₂ e/kg	%
PCM900131-0651	3,124.51	1.61	70.60
PCM900131-0605	3,591.86	2.15	61.35

The overall framework applied for these factors is the Environmental Product Declaration (EPD), which quantifies "environmental information on the life cycle of a product and enable comparisons between products fulfilling the same function" (ISO, 2006). This follows the structure and applies a Life-Cycle Assessment approach to the entire Product stage from raw material through manufacturing (A1-A3))

Kompan A/S

C.F. Tietgens Boulevard 32C
DK-5220 Odense SØ
Denmark



Verification of CO₂ calculation of: Play systems



Data version no. 2023-10-05

The CO₂ calculation and data are in compliance with the principles of a carbon footprint impact according to the GHG protocol (Greenhouse Gas Protocol), Scope 3, cradle to gate related to all individual components in the product category: "Play systems" represented by item no.: PCM200321-0950.

(Scope 3 emissions include emission sources in the upstream and downstream value chain).

Date: 30. October 2023 | Valid until: 30. October 2025

Verified by:

Julie Marie Vejsgaard Larsen, LCA & EPD Consultant

Verification based on report: Validation of CO₂ calculation of 9 categories of Kompan product line, version 1.0, prepared by: Bureau Veritas HSE, Denmark: Julie M. V. Larsen.

Publication date: 30. October 2023

By Bureau Veritas HSE
www.bureauveritas.dk
+45 7731 1000

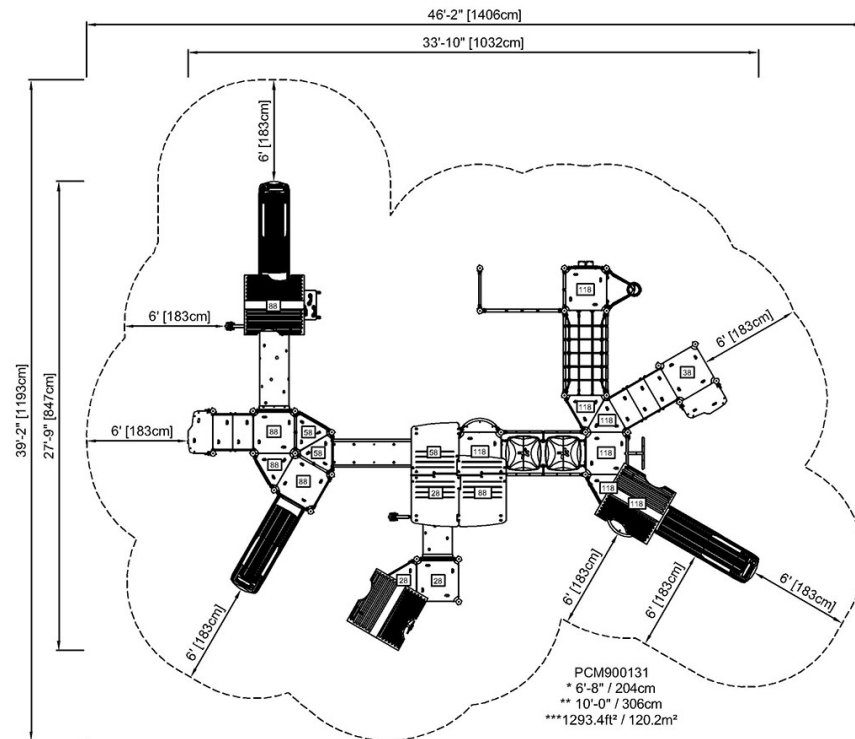


Multi Play Tower & Playhouses

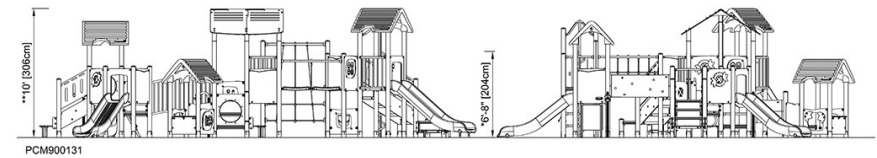
PCM900131

* Max fall height | ** Total height | *** Safety surfacing area

* Max fall height | ** Total height



[Click to see TOP VIEW](#)



[Click to see SIDE VIEW](#)