


# Rumba Backrest 60° Outside

PAR1035



Item no. PAR1035-21

## General Product Information

Dimensions LxWxH	177x89x44 cm
Age group	-
Play capacity (users)	-
Colour options	



With RUMBA comes endless possibilities to realise seating in a customised design for all outdoor environments. RUMBA is the most flexible way of marrying seating solutions to the environment, in perfect harmony - geometry meets geography. Built around simple circles and curves, they can be adapted to provide custom-built twists and turns. The natural

impregnation of resins makes the larch wood extremely durable and the best choice for furniture in public spaces. The standard available benches and tables can be dressed up with back support, armrests, tables etc. and linked together into tailored solutions for the individual location.

# Rumba Backrest 60° Outside

PAR1035



Boards are made of ash wood from sustainable European sources. The ash wood is thermo treated according to CEN/TS 15679, durability class 2 according to EN350-2.



Bench is made of pine wood from sustainable European sources. The wood is pressure impregnated Class 3 with Tanalith E.




The steel's inside surfaces are hot-dip galvanised, and the outside with lead-free zinc. Galvanisation has excellent corrosion resistance within outdoor environments and is low maintenance.


Item no. PAR1035-21	
Installation Information	
Total installation time	1.0
Excavation volume	0.00 m <sup>3</sup>
Concrete volume	0.00 m <sup>3</sup>
Footing depth (standard)	0 cm
Shipment weight	28 kg
Anchoring options	
Warranty Information	
Ashwood	10 years
Galvanised Steel	Lifetime
Pinewood	10 years
Spare Parts Guarantee	10 years
Stainless Steel Components	Lifetime



The standard available benches and tables can be customised up with back support, armrests, tables to create unique solutions for your project needs and locations.




The benches and tables can be combined in multiple settings by choosing individual products or assembled into larger solutions. See catalogue pages for more inspiration.



The hardware is made of stainless steel or galvanised steel to ensure durable connections with a high corrosion resistance.

# Sustainability Data

PAR1035




Cradle to Gate A1-A3	Total CO <sub>2</sub> emission	CO <sub>2</sub> e/kg	Recycled materials
	kg CO <sub>2</sub> e	kg CO <sub>2</sub> e/kg	%
PAR1035-21	33.99	1.38	24.17

The overall framework applied for these factors is the Environmental Product Declaration (EPD), which quantifies "environmental information on the life cycle of a product and enable comparisons between products fulfilling the same function" (ISO, 2006). This follows the structure and applies a Life-Cycle Assessment approach to the entire Product stage from raw material through manufacturing (A1-A3))

**Kompan A/S**  
 C.F. Tietgens Boulevard 32C  
 DK-5220 Odense SØ  
 Denmark



## Verification of CO<sub>2</sub> calculation of: Park



Data version no. 2023-10-05

The CO<sub>2</sub> calculation and data are in compliance with the principles of a carbon footprint impact according to the GHG protocol (Greenhouse Gas Protocol), Scope 3, cradle to gate related to all individual components in the product category: "Park" represented by item no.: PAR4070-0001.

(Scope 3 emissions include emission sources in the upstream and downstream value chain).

**Date: 30. October 2023 | Valid until: 30. October 2025**

Verified by:

Julie Marie Vejsgaard Larsen, LCA & EPD Consultant

Verification based on report: Validation of CO<sub>2</sub> calculation of 9 categories of Kompan product line, version 1.0, prepared by: Bureau Veritas HSE, Denmark: Julie M. V. Larsen.

**Publication date: 30. October 2023**

By Bureau Veritas HSE  
 www.bureauveritas.dk  
 +45 7731 1000

