

The Intrepid


PCM113421



Item no. PCM113421-0901

General Product Information

Dimensions LxWxH	1481x905x662 cm
Age group	4+
Play capacity (users)	64
Colour options	



Blimey! The Intrepid awakes the play pirate in any child that beholds it. The vast variety of activities offers fun play for everyone, again and again. Under deck a number of play stations attract children for socializing. Behind the keel two hammocks and a bow window offer social play. The swaying movements of the hammock additionally train children's sense

of balance. The deck can be boarded in various, playful ways: rope ladders and an accessible stairway both takes the child to a wealth of egresses: thrilling slides and fireman's poles to humour milder as well as wilder pirates. Both egresses train children's sense of balance and space, important for navigating the world securely. The many

lookout points and tactile details ensure hours of play for younger children and older, for pirates as well as their prey.




Data is subject to change without prior notice.

The Intrepid

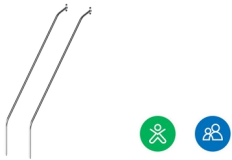
PCM113421



Treasure box
Cognitive: object permanence: hiding objects and finding them again. Spurs exploration and dramatic play, stimulating conversations.



Turning wheel
Social-Emotional: develops turn-taking, communication and cooperation. **Cognitive:** the manipulative item stimulates cause and effect understanding, logical thinking and communication. **Creative:** working with moveable play items that can leave a mark supports the child's creativity.



Banister bars
Physical: coordination is supported when going down, as well as arm and core muscles. Landing strengthens bone density, which is built for life in childhood. **Social-Emotional:** turn-taking and risk-taking.



Bubble Window
Social-Emotional: invites interaction between outside and inside. **Cognitive:** distorts the sound of the voice, developing logical thinking.



Hammock
Physical: coordination and sense of balance when swaying. **Social-Emotional:** meeting, pushing friends gently back and forth, turn-taking. **Cognitive:** for toddlers cause and effect understanding.



Somersault bar
Physical: develop balance and core when hanging from knees. Arm, leg and core muscles are developed when climbing up, somersaulting around. Balance and spatial awareness are strengthened. **Social-Emotional:** meeting, socializing and turn-taking when climbing up and down via bar.



Slide
Physical: sliding develops spatial awareness and a sense of balance. Furthermore, the core muscles are trained when sitting upright going down. **Social-Emotional:** empathy stimulated by turn-taking.

The Intrepid

PCM113421



Panels of 19mm EcoCore™. EcoCore™ is a highly durable, eco friendly material, which is not only recyclable after use, but also consists of material produced from +95% recycled post consumer material from food packing waste.



Main posts with hot dip galvanised steel footing are available in different materials: Pressure impregnated pine wood posts. Pre-galvanised inside and outside with powder coated top finish steel posts. Lead free aluminium with colour anodised top finish.



All decks are supported by unique designed low-carbon aluminum profiles with multiple attachment options. The grey colored molded decks are made of 75% post-consumer waste PP material with a non-skid pattern and texture surface.



The slides can be chosen in different materials and colours: Straight or curved moulded PE slides in yellow or grey colour. Full stainless steel in on-piece design for more vandalism proof solutions.



Nets and ropes are made of UV-stabilised PA with inner steel cable reinforcement. The rope is induction treated in order to create a strong connection between steel and rope which leads to good wear resistance.



KOMPAN Play Systems can be customised to match individual demands. Visit the products at www.KOMPAN.com for options with the digital KOMPAN Solution Planner. Multiple options for panels, decks, posts, slides and other play activities ensure durable solutions in any outdoor environment.

Item no. PCM113421-0901

Installation Information

Max. fall height	268 cm
Safety surfacing area	123.2 m ²
Total installation time	97.7
Excavation volume	2.49 m ³
Concrete volume	0.68 m ³
Footing depth (standard)	90 cm
Shipment weight	4,302 kg
Anchoring options	In-ground ✓ Surface ✓

Warranty Information

EcoCore HDPE	Lifetime
Post	10 years
PP Decks	10 years
Ropes & nets	10 years
Spare parts guaranteed	10 years



Sustainability Data

PCM113421



Cradle to Gate A1-A3	Total CO ₂ emission	CO ₂ e/kg	Recycled materials
	kg CO ₂ e	kg CO ₂ e/kg	%
PCM113421-0901	5,766.80	1.84	71.71

The overall framework applied for these factors is the Environmental Product Declaration (EPD), which quantifies "environmental information on the life cycle of a product and enable comparisons between products fulfilling the same function" (ISO, 2006). This follows the structure and applies a Life-Cycle Assessment approach to the entire Product stage from raw material through manufacturing (A1-A3))

Kompan A/S
 C.F. Tietgens Boulevard 32C
 DK-5220 Odense SØ
 Denmark



Verification of CO₂ calculation of: Play systems



Data version no. 2023-10-05

The CO₂ calculation and data are in compliance with the principles of a carbon footprint impact according to the GHG protocol (Greenhouse Gas Protocol), Scope 3, cradle to gate related to all individual components in the product category: "Play systems" represented by item no.: PCM200321-0950.

(Scope 3 emissions include emission sources in the upstream and downstream value chain).

Date: 30. October 2023 | Valid until: 30. October 2025

Verified by:

Julie Marie Vejsgaard Larsen, LCA & EPD Consultant

Verification based on report: Validation of CO₂ calculation of 9 categories of Kompan product line, version 1.0, prepared by: Bureau Veritas HSE, Denmark: Julie M. V. Larsen.

Publication date: 30. October 2023

By Bureau Veritas HSE
 www.bureauveritas.dk
 +45 7731 1000

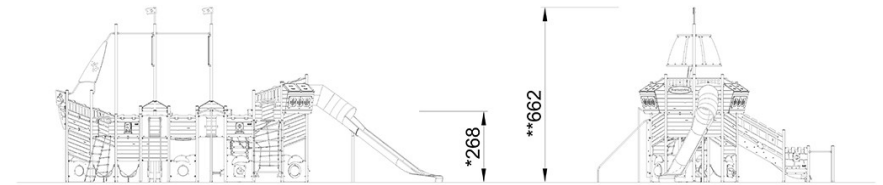
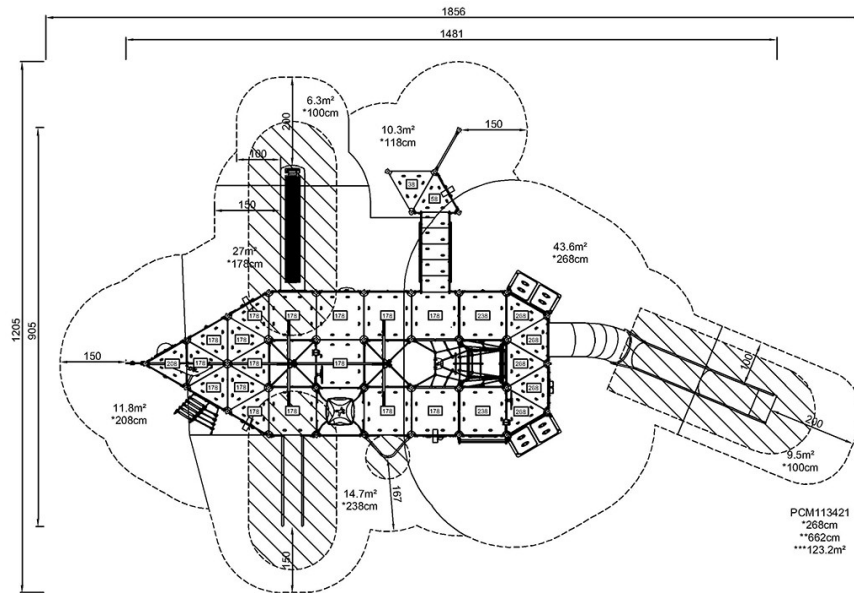


The Intrepid

PCM113421

* Max fall height | ** Total height | *** Safety surfacing area

* Max fall height | ** Total height



PCM113421

[Click to see TOP VIEW](#)

[Click to see SIDE VIEW](#)