


Balance Beam

FPW215



In addition to running, jumping, climbing, crawling, balancing should always be a part of a challenging obstacle course. The balance beam is divided into three sections with increasing degrees of difficulty. The real dare devils can make the exercises even more difficult by balancing backwards. The surface of the Balance Beam is made from Ekogrip®

panels with a top-layer of thermoplastic rubber, this has a non-skid effect for comfortable and safe training at all weather circumstances.

Item no. FPW21500-0900	
General Product Information	
Dimensions LxWxH	535x317x45 cm
Age group	8+
Play capacity (users)	3
Color options	



Balance Beam

FPW215



Balance beam

Physical: trains the sense of balance, fundamental for all other motor skills that makes it possible to navigate the world confidently and securely. **Social-Emotional:** turn-taking skills and negotiation when crossing each other on the beam. Room for a seated rest and exchange.



Balance Beam

FPW215



Posts are made of $\text{Ø}101.6 \times 2\text{mm}$, pre-galvanized carbon steel and powder coated, a great protection to all conditions.

The connectors are made of die-cast aluminium, specially alloyed for the outdoor environments and heavy usage. The screws attaching the connectors are stainless steel and protected by zinc washers.



Bars intended as grips during exercises are made of hot-dip galvanised steel $\text{Ø}38\text{mm}$. A great diameter to support the wrist when doing dips or handstands.

Item no. FPW21500-0900

Installation Information

Max. fall height	40 cm
Safety surfacing area	27.8 m ²
Total installation time	3.7
Excavation volume	0.11 m ³
Concrete volume	0.00 m ³
Footing depth (standard)	90 cm
Shipment weight	103 kg
Anchoring options	In-ground ✓ Surface ✓



Sustainability Data

FPW215



Cradle to Gate A1-A3	Total CO ₂ emission	CO ₂ e/kg	Recycled materials
	kg CO ₂ e	kg CO ₂ e/kg	%
FPW21500-0900	215.70	3.17	42.41

The overall framework applied for these factors is the Environmental Product Declaration (EPD), which quantifies "environmental information on the life cycle of a product and enable comparisons between products fulfilling the same function" (ISO, 2006). This follows the structure and applies a Life-Cycle Assessment approach to the entire Product stage from raw material through manufacturing (A1-A3))

Kompan A/S
C.F. Tietgens Boulevard 32C
DK-5220 Odense SØ
Denmark



Verification of CO₂ calculation of: Fitness



Data version no. 2023-10-05

The CO₂ calculation and data are in compliance with the principles of a carbon footprint impact according to the GHG protocol (Greenhouse Gas Protocol), Scope 3, cradle to gate related to all individual components in the product category: "Fitness" represented by item no.: FAZ10100-0900.

(Scope 3 emissions include emission sources in the upstream and downstream value chain).

Date: 30. October 2023 | Valid until: 30. October 2025

Verified by:

Julie Marie Vejsgaard Larsen, LCA & EPD Consultant

Verification based on report: Validation of CO₂ calculation of 9 categories of Kompan product line, version 1.0, prepared by: Bureau Veritas HSE, Denmark: Julie M. V. Larsen.

Publication date: 30. October 2023

By Bureau Veritas HSE
www.bureauveritas.dk
+45 7731 1000

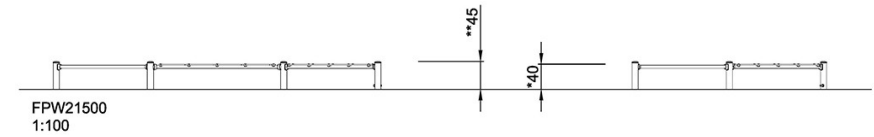
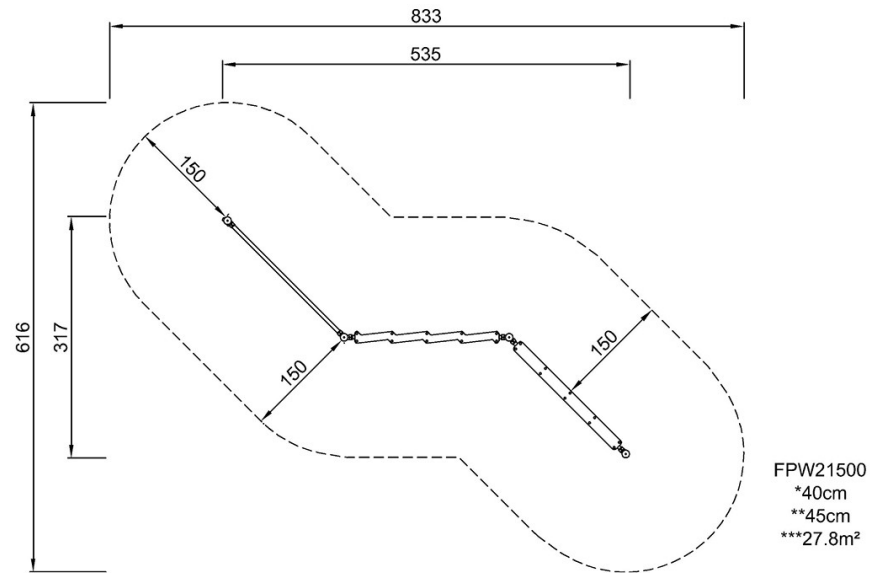


Balance Beam

FPW215

* Max fall height | ** Total height | *** Safety surfacing area

* Max fall height | ** Total height



[Click to see TOP VIEW](#)

[Click to see SIDE VIEW](#)