

Incline Press

FSW206



Item no. FSW20600-0901

General Product Information

Dimensions LxWxH 119x12x240 cm

Age group 13+

Play capacity (users) 1

Color options 



See KOMPAN Fit app for more

Street workout is a physical activity that symbolises the freedom of movement and encourages socializing. It is a combination of athletics, calisthenics and other sports, and mostly performed in the public space. The incline press is specifically designed for beginners that are having a hard time with push ups and pull ups. The side handles offer

different positions and heights to place hands or feet, allowing the user to decrease and increase own bodyweight while performing exercises like push ups. The top bar makes it possible to do many more exercises. From pull ups where you train the upper body to knee raises that work your abdominal muscles.



Incline Press

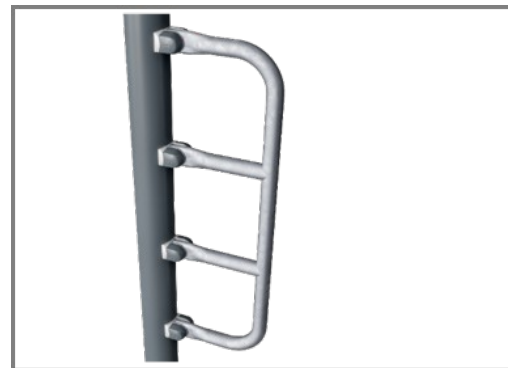
FSW206



Post are made of Ø101.6 x 2mm, pre-galvanized carbon steel and powder coated, a great protection to all conditions.



The connectors are made of die-cast aluminium, specially alloyed for the outdoor environments and heavy usage. The screws attaching the connectors are stainless steel and protected by zinc washers.

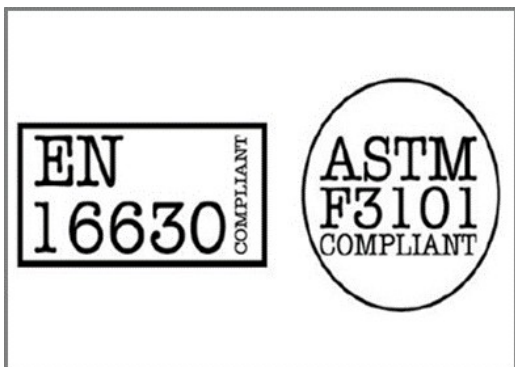


The handles offer 4 different heights to place the hands or feet

Item no. FSW20600-0901

Installation Information

Max. fall height	133 cm
Safety surfacing area	11.0 m ²
Total installation time	2.7
Excavation volume	0.35 m ³
Concrete volume	0.19 m ³
Footing depth (standard)	90 cm
Shipment weight	70 kg
Anchoring options	In-ground ✓ Surface ✓



All KOMPAN fitness products are compliant with the ASTM F3101 & EN16630 Outdoor Fitness Standards. Load tests are performed as a static test by adding dynamic factors as well as safety factors to the specified load of 78kg per user. A product intended for 1 user is loaded with 420kg.



The information sign is made of a PA6 (Polyamide) and shows the most relevant exercise and a QR code. When scanned the QR code will link to an animated illustration of the exercise and offers the possibility of downloading the KOMPAN sport & fitness App, which will provide a large amount of exercises and workouts.



KOMPAN fitness products are standard available in Orange, Anthracite Grey, Medium Grey, Dark Grey, Night Sky Blue, Light Blue, Yellow, Red, Black, Moss Green, Lime Green, Medium Green, Sand and Nut Brown. All other RAL colours are available on request. It will always be possible to match the surroundings or colour theme!



Sustainability Data

FSW206



Cradle to Gate A1-A3	Total CO ₂ emission	CO ₂ e/kg	Recycled materials
	kg CO ₂ e	kg CO ₂ e/kg	%
FSW20600-0901	156.80	3.60	47.90

The overall framework applied for these factors is the Environmental Product Declaration (EPD), which quantifies "environmental information on the life cycle of a product and enable comparisons between products fulfilling the same function" (ISO, 2006). This follows the structure and applies a Life-Cycle Assessment approach to the entire Product stage from raw material through manufacturing (A1-A3))

Kompan A/S
 C.F. Tietgens Boulevard 32C
 DK-5220 Odense SØ
 Denmark



Verification of CO₂ calculation of: Fitness



Data version no. 2023-10-05

The CO₂ calculation and data are in compliance with the principles of a carbon footprint impact according to the GHG protocol (Greenhouse Gas Protocol), Scope 3, cradle to gate related to all individual components in the product category: "Fitness" represented by item no.: FAZ10100-0900.

(Scope 3 emissions include emission sources in the upstream and downstream value chain).

Date: 30. October 2023 | Valid until: 30. October 2025

Verified by:

Julie Marie Vejsgaard Larsen, LCA & EPD Consultant

Verification based on report: Validation of CO₂ calculation of 9 categories of Kompan product line, version 1.0, prepared by: Bureau Veritas HSE, Denmark: Julie M. V. Larsen.

Publication date: 30. October 2023

By Bureau Veritas HSE
 www.bureauveritas.dk
 +45 7731 1000

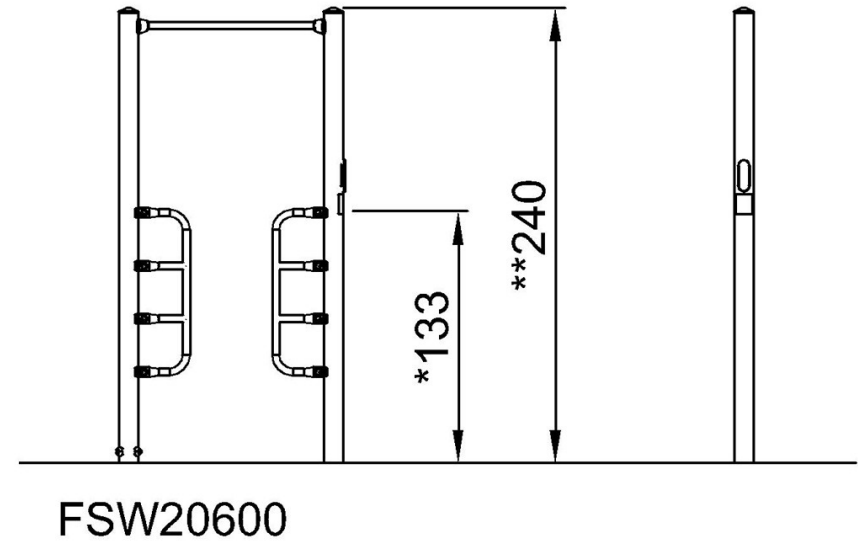
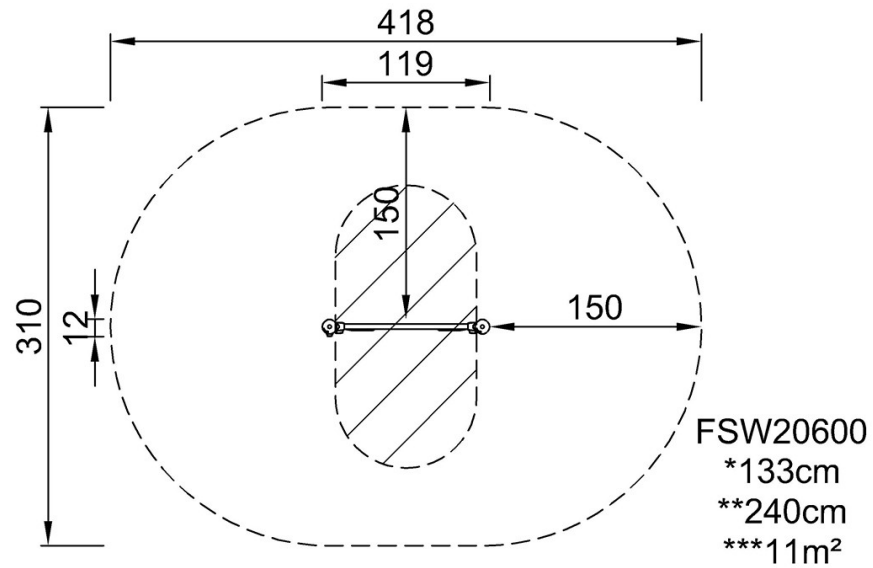


Incline Press

FSW206

* Max fall height | ** Total height | *** Safety surfacing area

* Max fall height | ** Total height



[Click to see TOP VIEW](#)

[Click to see SIDE VIEW](#)