

Truck


KPL502



The Truck signals play loud and clear and attracts infants and toddlers again and again. The cute rounded shapes and the vibrant colours are exciting to children. And the manipulative steering wheel, gear and yellow headlight spheres can be handled and turned again and again. The car has three compartments, the two of which are relatively

open to the front and rear. They both offer ample seating, and the rear also features two tinkering tables. The themes of traffic and cars are well-known to toddlers. They take a starting point in the toddlers' near world and open up scope of going into the wider world. Dramatic play scenarios such as visiting family are played out repeatedly in the Truck. This is an

important contribution to the development of language skills and literacy.

Item no. KPL502-0612	
General Product Information	
Dimensions LxWxH	133x102x130 cm
Age group	6m+
Play capacity (users)	6
Color options	



Truck

KPL502



Panels of 19mm EcoCore™. EcoCore™ is a highly durable, eco friendly material, which is not only recyclable after use, but also consists of material produced from +95% recycled post consumer material from food packing waste.

Foot support is made of HPL with a thickness of 17,8mm with a very high wearing strength and a unique KOMPAN nonskid surface texture.

Item no. KPL502-0612	
Installation Information	
Max. fall height	53 cm
Safety surfacing area	15.2 m ²
Total installation time	6.1
Excavation volume	0.15 m ³
Concrete volume	0.00 m ³
Footing depth (standard)	60 cm
Shipment weight	139 kg
Anchoring options	In-ground ✓ Surface ✓



Sustainability Data

KPL502



Cradle to Gate A1-A3	Total CO₂ emission	CO₂e/kg	Recycled materials
	kg CO ₂ e	kg CO ₂ e/kg	%
KPL502-0612	194.00	2.10	41.50

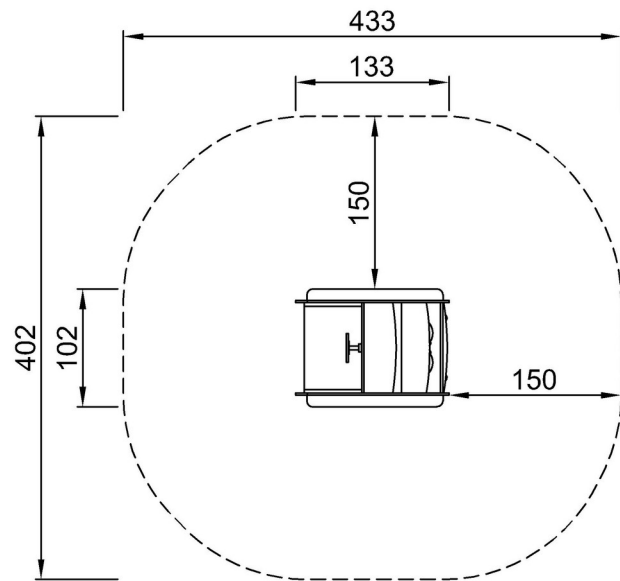
The overall framework applied for these factors is the Environmental Product Declaration (EPD), which quantifies "environmental information on the life cycle of a product and enable comparisons between products fulfilling the same function" (ISO, 2006). This follows the structure and applies a Life-Cycle Assessment approach to the entire Product stage from raw material through manufacturing (A1-A3))

Truck

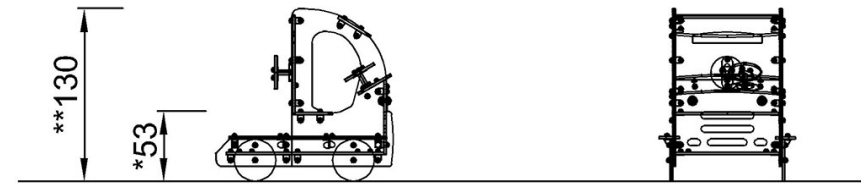
KPL502

* Max fall height | ** Total height | *** Safety surfacing area

* Max fall height | ** Total height



KPL502
*53cm
**130cm
***15.2m²



KPL502

[Click to see TOP VIEW](#)

[Click to see SIDE VIEW](#)