


Agility Trail 2


NRO855



Item no. NRO855-1001

General Product Information

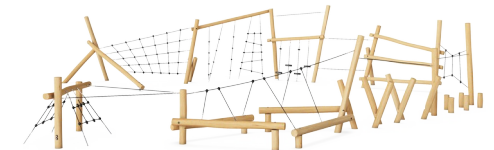
Dimensions LxWxH	1319x1230x273 cm
Age group	6+
Play capacity (users)	31
Colour options	 



The Agility Trail 2 is a challenge that all 6-12 year olds will want to take on. The variation in climbing, crawling and balancing activities will make children come back again and again. The many inclined, twisted and vertical nets and the different mesh directions offer great play challenges. Climbing or crawling up, down and through the big meshes hugely stimulates


coordination and proprioception. Both are skills necessary to navigate the world surely and achieving physical confidence. The rubber seating points and the horizontal beams are great for meeting and exchanging. The many ropes and their bouncy character make them a constant balance and muscle trainer, even when seated. When climbing through the Agility

Trail 2 children train their cooperation and turn-taking skills.




Agility Trail 2

NRO855



Twisted climbing net

Physical: supports cross coordination as well as sense of balance and space. Core, leg and arm muscles are trained, too. These physical skills add to self awareness and helps when judging your body in time and space, a crucial skill. **Social-Emotional:** the twisted shape creates varied seating possibilities and interaction from one side to the other. This develops empathy and cooperation.



Climbing net

Physical: the inclined net supports the upward climbing movement of the body. The net supports cross-body coordination, which impacts coordination of the right and left part of brain, fundamental for other skills such as the ability to read. The asymmetry of the net challenges the children's climbing.



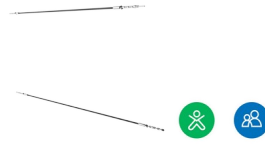
Climbing rope

Physical: the small knots add support for hands and feet when climbing onto the rope, crawling up or down. Climbing supports spatial awareness, cross coordination and muscle strength. **Social-Emotional:** passing others when climbing up or down develops turn-taking skills and consideration.




Parkour ropes

Physical: the big rubbery discs are great support for the feet when climbing or crossing. This trains cross coordination, balance and arm and leg muscles. This combination adds to the child's body adeptness and awareness, adding security to movements. **Social-Emotional:** the seats make a nice destination and meeting point and take cooperation when crossing by others on the way through the module.



Balance ropes

Physical: holding onto the swaying upper rope when balancing on the swaying lower rope makes excellent training of the sense of balance as well as the trunk muscles. These abilities are fundamental for being able to sit still on a chair. **Social-Emotional:** cooperating with friends on walking over the swaying ropes is a true cooperation task that takes teamwork and tolerance.



Balance pods

Physical: sense of balance is trained, and bone density built when jumping between and off the pods. **Social-Emotional:** turn-taking and cooperation as well as room for a seated rest with friends.



Stilts

Physical: balancing which supports the vestibular system as well as cross coordination. **Social-Emotional:** cooperation and turn-taking.

Agility Trail 2

NRO855



All Organic Robinia products by KOMPAN are made of Robinia wood from sustainable European sources. On request it can be supplied as FSC® Certified (FSC® C004450).



Full coloured EPDM rubber seats with smooth surface. The seats are moulded on a hot dip galvanised steel inlay that ensures durable fixation to the rope.



Nets and ropes are made of UV-stabilised PA with inner steel cable reinforcement. The rope is induction treated in order to create a strong connection between steel and rope which leads to good wear resistance.



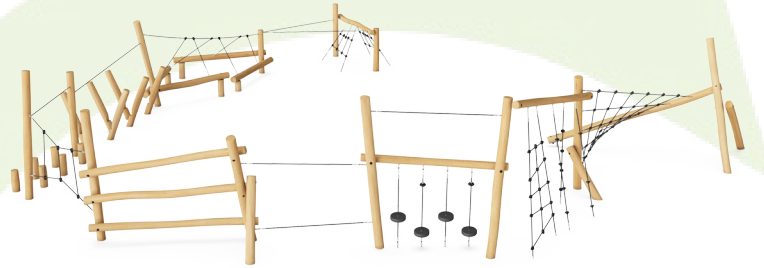
The Robinia wood can be supplied as untreated raw wood or painted with a brown coloured transparent pigment that maintains the golden wood colour of the wood.

Item no. NRO855-1001	
Installation Information	
Max. fall height	258 cm
Safety surfacing area	132.5 m ²
Total installation time	28.3
Excavation volume	5.83 m ³
Concrete volume	1.13 m ³
Footing depth (standard)	103 cm
Shipment weight	1,789 kg
Anchoring options	In-ground ✓
Warranty Information	
EPDM components	2 years
Robinia wood	15 years
Ropes & nets	10 years
Spare parts guaranteed	10 years
Stainless steel components	Lifetime



Sustainability Data

NRO855



Cradle to Gate A1-A3	Total CO ₂ emission	CO ₂ e/kg	Recycled materials
	kg CO ₂ e	kg CO ₂ e/kg	%
NRO855-1001	508.89	0.35	3.12

The overall framework applied for these factors is the Environmental Product Declaration (EPD), which quantifies "environmental information on the life cycle of a product and enable comparisons between products fulfilling the same function" (ISO, 2006). This follows the structure and applies a Life-Cycle Assessment approach to the entire Product stage from raw material through manufacturing (A1-A3))

Kompan A/S
 C.F. Tietgens Boulevard 32C
 DK-5220 Odense SØ
 Denmark



Verification of CO₂ calculation of: Nature play



Data version no. 2023-10-05

The CO₂ calculation and data are in compliance with the principles of a carbon footprint impact according to the GHG protocol (Greenhouse Gas Protocol), Scope 3, cradle to gate related to all individual components in the product category: "Nature play" represented by item no.: NRO409-0621.

(Scope 3 emissions include emission sources in the upstream and downstream value chain).

Date: 30. October 2023 | Valid until: 30. October 2025

Verified by:

Julie Marie Vejsgaard Larsen, LCA & EPD Consultant

Verification based on report: Validation of CO₂ calculation of 9 categories of Kompan product line, version 1.0, prepared by: Bureau Veritas HSE, Denmark: Julie M. V. Larsen.

Publication date: 30. October 2023

By Bureau Veritas HSE
 www.bureauveritas.dk
 +45 7731 1000

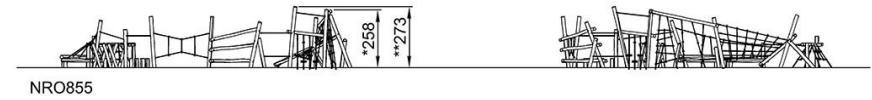
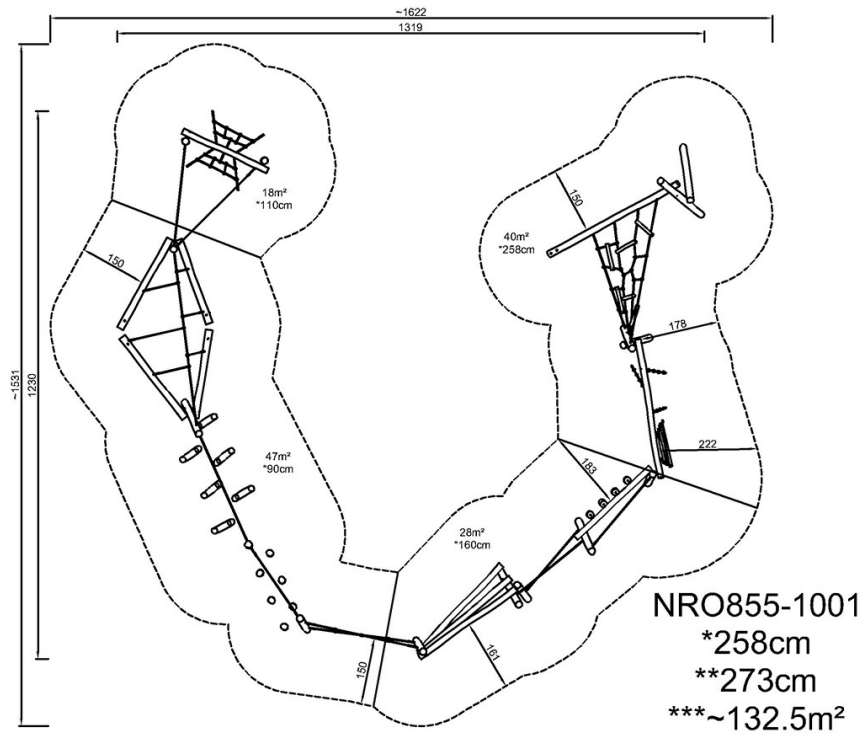


Agility Trail 2

NRO855

* Max fall height | ** Total height | *** Safety surfacing area

* Max fall height | ** Total height



[Click to see TOP VIEW](#)

[Click to see SIDE VIEW](#)