


Play & Learn Blackboard

NRO610



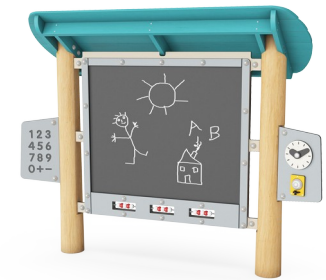
Item no. NRO610-1021	
General Product Information	
Dimensions LxWxH	225x74x178 cm
Age group	2+
Play capacity (users)	6
Color options	



The Robinia Play & Learn Blackboard is a great creativity attractor, that children return to again and again. It appeals to children's dramatic play, e.g. playing school. It also stimulates creativity in drawing. Due to the two sides of the blackboard bigger groups can draw together, e.g. in an outdoor classroom. The richness in tactile detail with acabus, clock, bell

and number board train the fine motor skills and hand-eye coordination. The clock stimulates the understanding of time and measures. The clock makes it possible to leave a mark with sound, which trains the logical thinking skills of the youngest. The clock and bell are used intensely in dramatic play in play-tests. The number board inspired play-

counting. Drawing and play-writing were essential parts of the blackboard play. Play-school games are known to stimulate children's interest in learning and readiness for school.



Play & Learn Blackboard

NRO610



All Organic Robinia products by KOMPAN are made of Robinia wood from sustainable European sources. On request it can be supplied as FSC® Certified (FSC® C004450).



The paint used for coloured components is water based environmental friendly with excellent UV resistance. The paint is in compliance with EN 71 Part 3.



Play activities in very strong materials: HDPE-plate with HDPE-clock and hands in conveyer belt rubber, bell in pressed aluminium. Mirror in plexi-glass with a high impact resistant.


Item no. NRO610-1021

Installation Information

Max. fall height	0 cm
Safety surfacing area	12.7 m ²
Total installation time	5.3
Excavation volume	0.25 m ³
Concrete volume	0.00 m ³
Footing depth (standard)	100 cm
Shipment weight	247 kg
Anchoring options	In-ground ✓



Environment friendly material: Numbers & letters plate and clock/bell plate are made of 19mm EcoCore™. EcoCore™ is a highly durable, ecofriendly material, which is not only recyclable after use, but is also made of +95% recycled post-consumer material from e.g., food packing waste in both core and colorful outer layer.



The shafts for abacus are in stainless steel and the abacus beads are injection-moulded nylon (PA). The 2-sided black chalkboard is in ceramic steel.



Sustainability Data

NRO610



Cradle to Gate A1-A3	Total CO ₂ emission	CO ₂ e/kg	Recycled materials
	kg CO ₂ e	kg CO ₂ e/kg	%
NRO610-1021	105.10	0.54	26.10

The overall framework applied for these factors is the Environmental Product Declaration (EPD), which quantifies "environmental information on the life cycle of a product and enable comparisons between products fulfilling the same function" (ISO, 2006). This follows the structure and applies a Life-Cycle Assessment approach to the entire Product stage from raw material through manufacturing (A1-A3))

Kompan A/S
 C.F. Tietgens Boulevard 32C
 DK-5220 Odense SØ
 Denmark



Verification of CO₂ calculation of: Nature play



Data version no. 2023-10-05

The CO₂ calculation and data are in compliance with the principles of a carbon footprint impact according to the GHG protocol (Greenhouse Gas Protocol), Scope 3, cradle to gate related to all individual components in the product category: "Nature play" represented by item no.: NRO409-0621.

(Scope 3 emissions include emission sources in the upstream and downstream value chain).

Date: 30. October 2023 | Valid until: 30. October 2025

Verified by:

Julie Marie Vejsgaard Larsen, LCA & EPD Consultant

Verification based on report: Validation of CO₂ calculation of 9 categories of Kompan product line, version 1.0, prepared by: Bureau Veritas HSE, Denmark: Julie M. V. Larsen.

Publication date: 30. October 2023

By Bureau Veritas HSE
 www.bureauveritas.dk
 +45 7731 1000

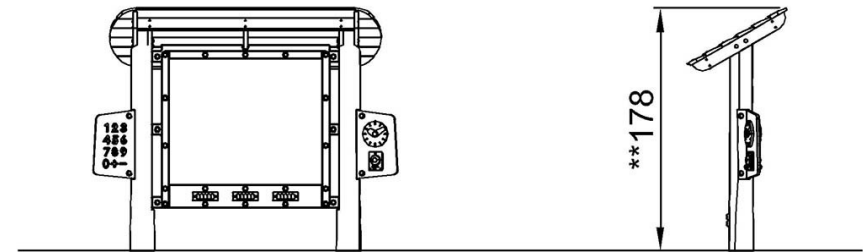
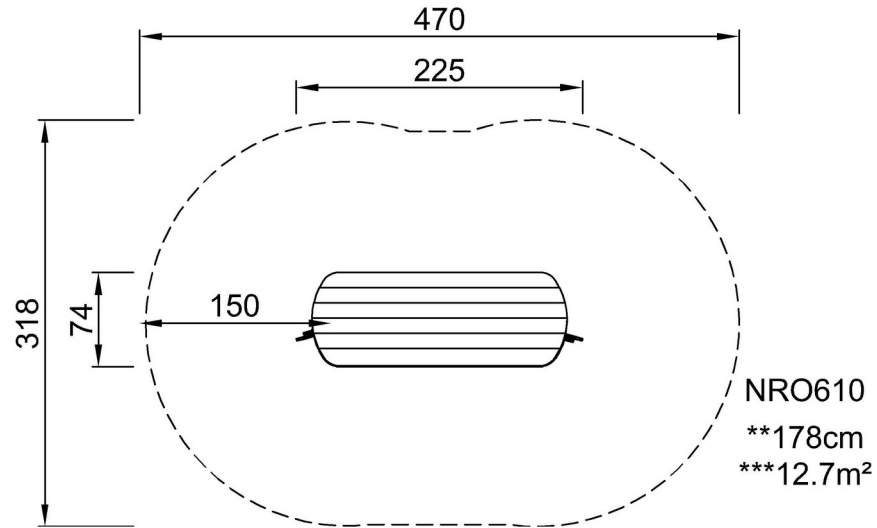


Play & Learn Blackboard

NRO610

* Max fall height | ** Total height | *** Safety surfacing area

* Max fall height | ** Total height



NRO610

[Click to see TOP VIEW](#)

[Click to see SIDE VIEW](#)