

# Pollux


GXY942



Item no. GXY942012-3717

### General Product Information

Dimensions LxWxH	679x491x293 cm
Age group	6+
Play capacity (users)	16
Colour options	



With its spinning, swaying angles and shapes, POLLUX attracts thrilling balance play in 6-15 year olds. The inclined spinners invite smaller or bigger groups to spin until they get dizzy - a favourite activity of school age children and will attract them for a long time, again and again. The overhead rocking activity and the swaying ropes with UFO discs support the development

of upper body strength and cooperation with peers, it is also great fun for those seated on top being rocked. The Rocking Tube makes a challenging climb to the triangle plates. The wide variety of spin, climb, sway and hang activities train the child's coordination and sense of balance, which are important motor skills. The meeting points encourage

cooperation and turn-taking, skills easily learned in play.




# Pollux

GXY942



## Open triangle plate

**Physical:** arm, leg and core muscles are developed when climbing up/through. Proprioception and spatial awareness are also supported, both motor skills that help navigating the body in space. **Social-Emotional:** swaying, bouncy seat for a break, inviting socializing and turn-taking.




## Musca spinner

**Physical:** balance when standing, sitting and rotating, muscles develop when holding tight. **Social-Emotional:** cooperation in getting the spinner to turn.



## Overhead rocker

**Physical:** arm, leg and core muscles climbing up and through. Proprioception and spatial awareness are supported when climbing through, both motor skills that help in judging the body in space. **Social-Emotional:** cooperation when rocking from both sides. Swaying seat for a break, inviting socializing and turn-taking.



## Satellite spinner

**Physical:** balance when standing, sitting and rotating, muscles develop when holding tight. **Social-Emotional:** turn-taking, socializing. **Cognitive:** logical thinking, figuring out how to make the spinner work with gravity, not against it.



## Play shell

**Physical:** the swaying movement stimulates the sense of balance, necessary to sit still on a chair. **Social-Emotional:** meeting, taking a break and turn-taking are supported, skills necessary to learn how to avoid conflicts.



## Climbing plate

**Physical:** trains balance and sense of space when children are standing, using leg and core muscles. Jumping off strengthens bone density. Facilitates sitting and lying, which supports people with disabilities. **Social-Emotional:** swaying seat for a break, inviting socializing and turn-taking. Inclusive. Point for gathering and for care givers assisting.



## Rocking tube

**Physical:** muscle strength, balance and coordination when climbing up and down, rocking and holding tight.

# Pollux

GXY942



The steel surfaces of GALAXY are hot dip galvanised inside and outside with lead free zinc. The galvanisation has excellent corrosion resistance in outside environments and requires low maintenance.



Hollow plastic components are made of 100% recyclable PE made from 33% post-consumer materials. The play shell displayed is molded in one piece with minimum 5mm wall thickness to ensure high durability in all climates around the world.



GALAXY climbing triangle with outer soft layer of PUR and corner brackets of moulded nylon (PA6). The core consist of a powder coated welded steel frame with integrated corner suspension points. Larger triangles are closed with an 18mm thick Ekogrip® panel that has a top-layer of rubber with a non-skid effect.



Bearing systems in heavy duty design in a maintenance free construction. All steel bearings are fully closed and lifetime lubricated.



The unique designed GALAXY connection ball is made with an inner circular core of aluminium surrounded by a shell of hard PP with a outer layer of soft TPV rubber. Flexible lead free aluminium connectors allow for installation in variable angles.



Galaxy products are available in different colour combinations with either hot dip galvanised steel surface treatment or optional with powder top finish of selected steel components. Colours of the activities are adjusted to support the individual colour combination.

Item no. GXY942012-3717

### Installation Information

Max. fall height	249 cm
Safety surfacing area	71.0 m <sup>2</sup>
Total installation time	19.8
Excavation volume	5.49 m <sup>3</sup>
Concrete volume	2.36 m <sup>3</sup>
Footing depth (standard)	90 cm
Shipment weight	965 kg
Anchoring options	In-ground ✓ Surface ✓

### Warranty Information

Galaxy connection ball	5 years
Hot dip galvanised steel	Lifetime
PUR components	10 years
Ropes & nets	10 years
Spare parts guaranteed	10 years



# Sustainability Data

GXY942




Cradle to Gate A1-A3	Total CO <sub>2</sub> emission	CO <sub>2</sub> e/kg	Recycled materials
	kg CO <sub>2</sub> e	kg CO <sub>2</sub> e/kg	%
<b>GXY942012-3717</b>	2,124.86	3.18	36.96

The overall framework applied for these factors is the Environmental Product Declaration (EPD), which quantifies "environmental information on the life cycle of a product and enable comparisons between products fulfilling the same function" (ISO, 2006). This follows the structure and applies a Life-Cycle Assessment approach to the entire Product stage from raw material through manufacturing (A1-A3))

**Kompan A/S**  
 C.F. Tietgens Boulevard 32C  
 DK-5220 Odense SØ  
 Denmark



## Verification of CO<sub>2</sub> calculation of: Challengers & Climbers



Data version no. 2023-10-05

The CO<sub>2</sub> calculation and data are in compliance with the principles of a carbon footprint impact according to the GHG protocol (Greenhouse Gas Protocol), Scope 3, cradle to gate related to all individual components in the product category: "Challengers & Climbers" represented by item no.: BLX410301-3717.

(Scope 3 emissions include emission sources in the upstream and downstream value chain).

**Date: 30. October 2023 | Valid until: 30. October 2025**

Verified by:

Julie Marie Vejsgaard Larsen, LCA & EPD Consultant

Verification based on report: Validation of CO<sub>2</sub> calculation of 9 categories of Kompan product line, version 1.0, prepared by: Bureau Veritas HSE, Denmark: Julie M. V. Larsen.

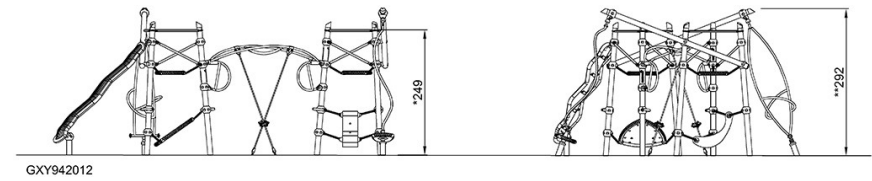
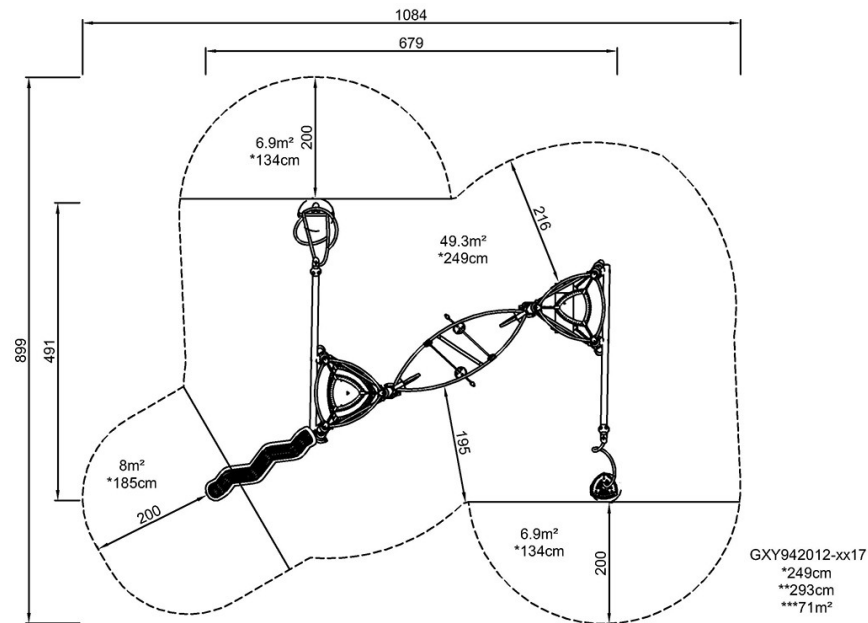
**Publication date: 30. October 2023**

By Bureau Veritas HSE  
 www.bureauveritas.dk  
 +45 7731 1000



\* Max fall height | \*\* Total height | \*\*\* Safety surfacing area

\* Max fall height | \*\* Total height



[Click to see TOP VIEW](#)

[Click to see SIDE VIEW](#)