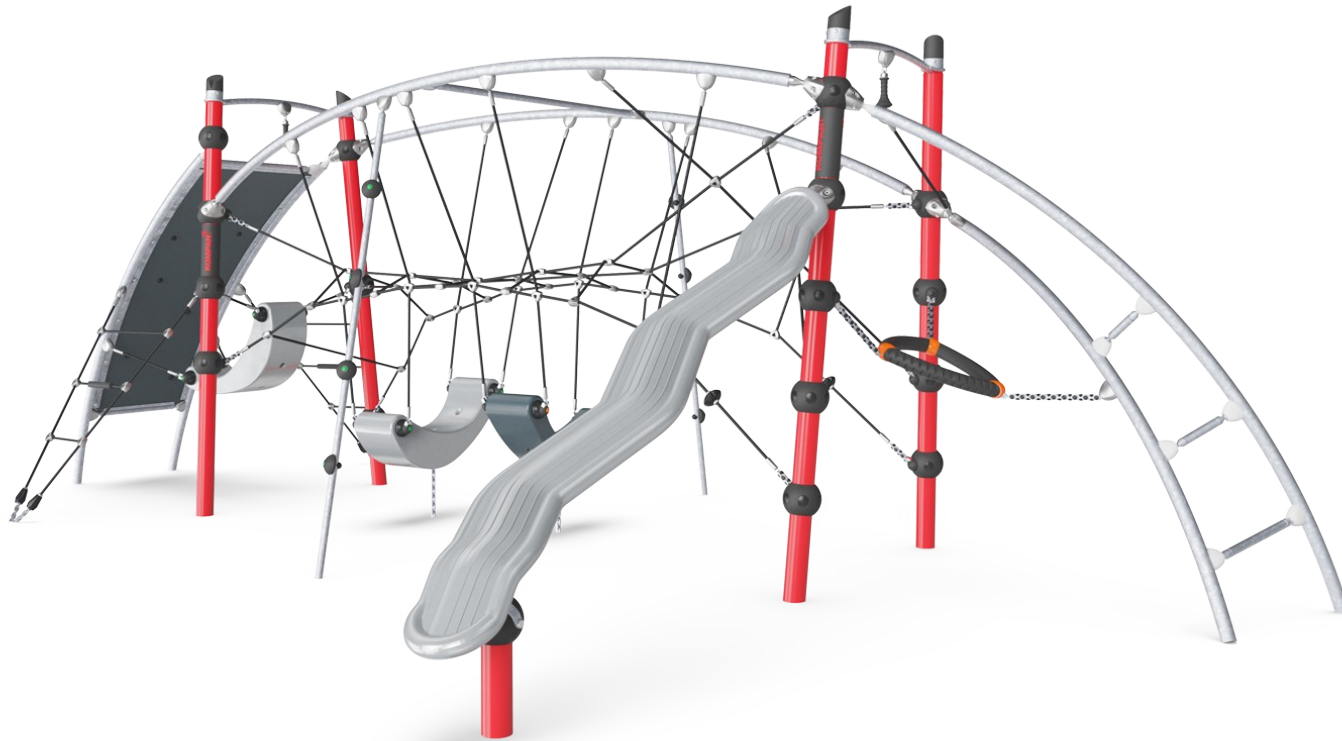


# Aquila II

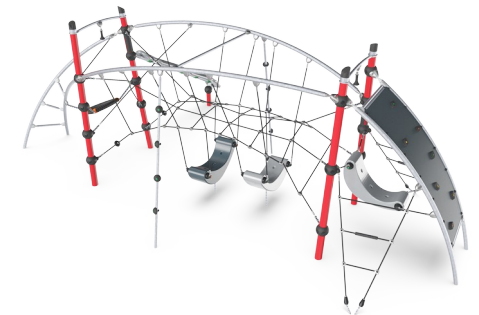

GXY949



Item no. GXY949032-3717

## General Product Information

Dimensions LxWxH	25'8"x15'6"x8'3"
Age group	5 - 12
Play capacity (users)	22
Color options	



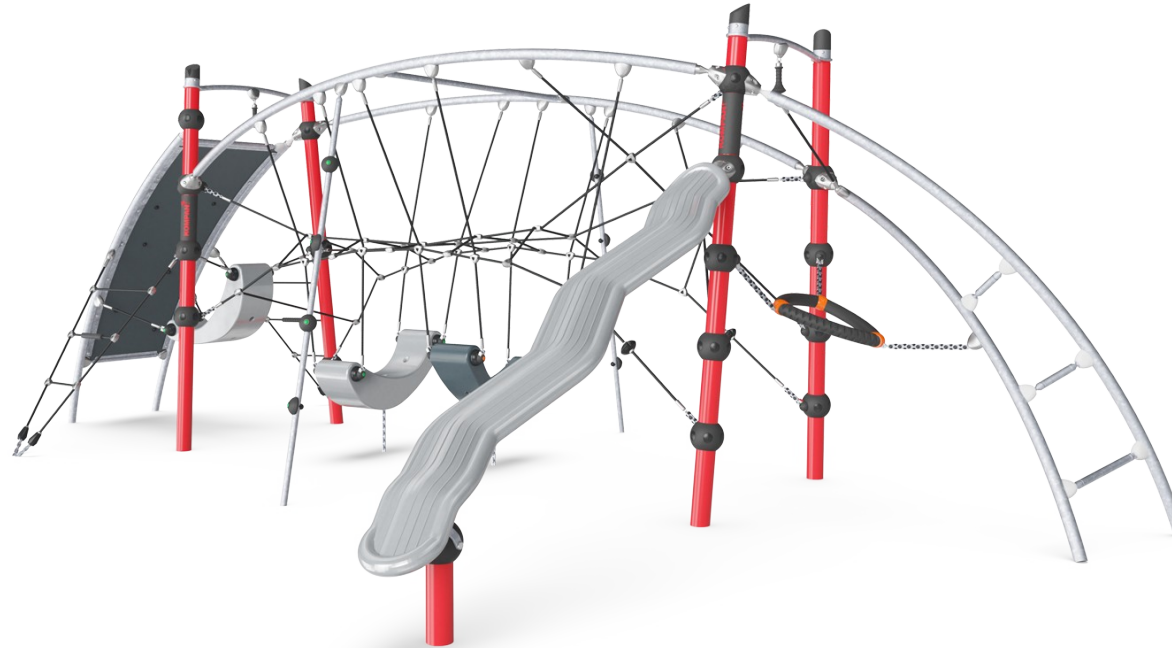
AQUILA'S spacious nets and swaying, bouncy destinations attract and cater for playful children meeting and socializing. The rope and net details make various body positions possible, thus catering for many and a wide age span. The bounce and sway of the activities are fundamental motivation factors for play. The interconnectedness of the nets and

play shells means that the children feel the movement of the other children climbing. At the Stabile ends, bouncy smaller group meetings are facilitated. The intense physical feedback of the varied meeting areas support social interaction for big groups. This facilitates the teenagers' social skills and their sense of belonging. The climbing and bouncing in Aquila

train their balance, proprioception and spatial awareness intensely. All needed for navigating traffic safely.

# Aquila II

GXY949



## Rocking tube

**Physical:** muscle strength, balance and coordination when climbing up and down, rocking and holding tight.



## Twisted ladder

**Physical:** agility, balance and coordination. Muscle strength when swinging up for gripping handle. **Social-Emotional:** resting point, turn-taking and socializing.



## Catena link

**Physical:** bouncy crawling and climbing supports cross coordination, balance and spatial awareness. **Social-Emotional:** spaciousness and interconnectedness of activities helps meeting in big groups. This is a teenage favorite and re-affirms their sense of belonging.



## Curved climbing wall

**Physical:** children develop their cross-body coordination, proprioception and leg, arm and hand strength. Climbing on a curved surface is an extra challenge to muscles.



## Rope ladder

**Physical:** cross coordination is supported when children climb the ladder. The climbing also trains leg and arm muscles.



## Play shell

**Physical:** the swaying movement stimulates the sense of balance, necessary to sit still on a chair. **Social-Emotional:** meeting, taking a break and turn-taking are supported, skills necessary to learn how to avoid conflicts.



## Open triangle plate

**Physical:** arm, leg and core muscles are developed when climbing up/through. Proprioception and spatial awareness are also supported, both motor skills that help navigating the body in space. **Social-Emotional:** swaying, bouncy seat for a break, inviting socializing and turn-taking.

# Aquila II

GXY949



The steel surfaces of GALAXY are hot dip galvanized inside and outside with lead free zinc. The galvanization has excellent corrosion resistance in outside environments and requires low maintenance.



Larger activities are made of 100% recyclable PE. The play shell displayed is molded in one piece with a minimum 5mm wall thickness. PE has high impact resistance across a wide temperature span which ensures vandal resistance in all locations.



GALAXY climbing triangle with outer soft layer of PUR and corner brackets of moulded nylon (PA6). The core consist of a powder coated welded steel frame with integrated corner suspension points. Larger triangles are closed with an 18mm thick Ekogrip® panel that has a top-layer of rubber with a non-skid effect.



The curved climbing wall is made of a steel frame supported Ekogrip® panel with unique designed climbing cleats. The Ekogrip® panel consist of a 15mm thick PE base with 3 mm top-layer of rubber with a non-skid effect.



The unique designed GALAXY connection ball is made with an inner circular core of aluminium surrounded by a shell of hard PP with a outer layer of soft TPV rubber. Flexible lead free aluminium connectors allow for installation in variable angles.



Galaxy products are available in different color combinations with either hot dip galvanized steel surface treatment or optional with powder top finish of selected steel components. Colors of the activities are adjusted to support the individual color combination.

Item no. GXY949032-3717

### Installation Information

Max. fall height	8'3"
Safety surfacing area	732ft <sup>2</sup>
Total installation time	23.7
Excavation volume	6.46yd <sup>3</sup>
Concrete volume	2.35yd <sup>3</sup>
Footing depth (standard)	2'11"
Shipment weight	1627lbs
Anchoring options	In-ground ✓ Surface ✓

### Warranty Information

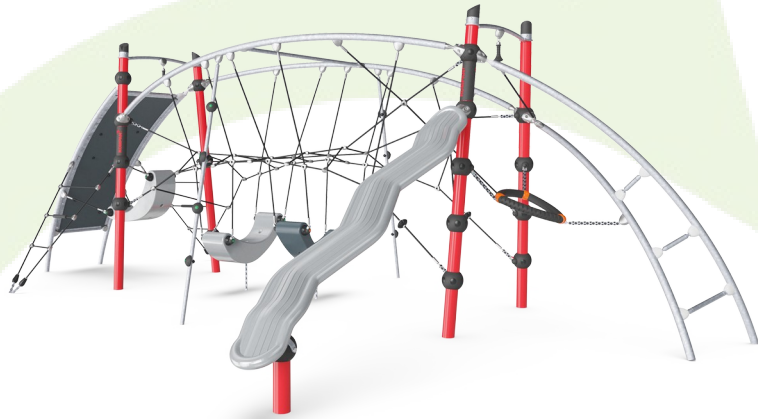
Galaxy connection ball	5 Years
Hot dip galvanized steel	Lifetime
PUR components	10 Years
Ropes & nets	10 Years
Spare Parts Availability	10 Years

Elevated activities 0	Accessible elevated activities	Accessible ground level activities	Accessible ground level play types
Present	0	4	4
Required	0	4	4

**ASTM  
F1487**  
compliant

# Sustainability Data

GXY949




Cradle to Gate A1-A3	Total CO <sub>2</sub> emission	CO <sub>2</sub> e/kg	Recycled materials
	kg CO <sub>2</sub> e	kg CO <sub>2</sub> e/kg	%
<b>GXY949032-3717</b>	2,141.13	3.37	36.60

The overall framework applied for these factors is the Environmental Product Declaration (EPD), which quantifies "environmental information on the life cycle of a product and enable comparisons between products fulfilling the same function" (ISO, 2006). This follows the structure and applies a Life-Cycle Assessment approach to the entire Product stage from raw material through manufacturing (A1-A3))

**Kompan A/S**  
 C.F. Tietgens Boulevard 32C  
 DK-5220 Odense SØ  
 Denmark



## Verification of CO<sub>2</sub> calculation of: Challengers & Climbers



Data version no. 2023-10-05

The CO<sub>2</sub> calculation and data are in compliance with the principles of a carbon footprint impact according to the GHG protocol (Greenhouse Gas Protocol), Scope 3, cradle to gate related to all individual components in the product category: "Challengers & Climbers" represented by item no.: BLX410301-3717.

(Scope 3 emissions include emission sources in the upstream and downstream value chain).

**Date: 30. October 2023 | Valid until: 30. October 2025**

Verified by:

Julie Marie Vejsgaard Larsen, LCA & EPD Consultant

Verification based on report: Validation of CO<sub>2</sub> calculation of 9 categories of Kompan product line, version 1.0, prepared by: Bureau Veritas HSE, Denmark: Julie M. V. Larsen.

**Publication date: 30. October 2023**

By Bureau Veritas HSE  
 www.bureauveritas.dk  
 +45 7731 1000

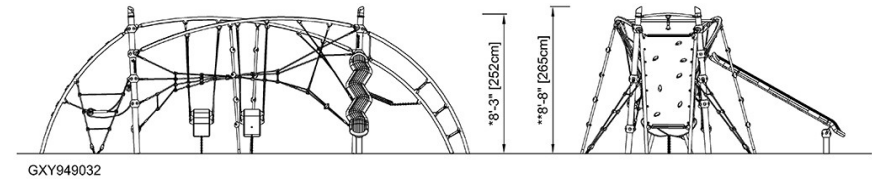
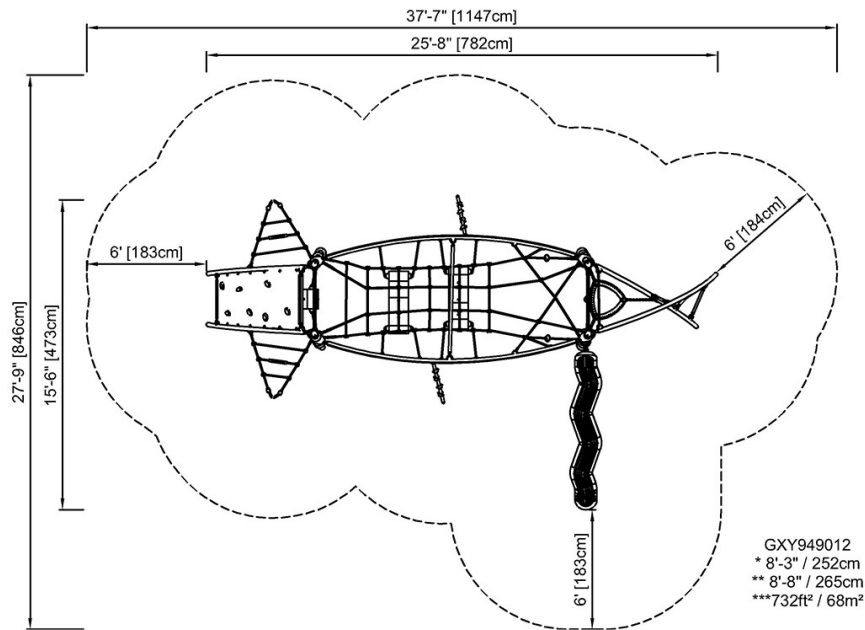


# Aquila II

GXY949

\* Max fall height | \*\* Total height | \*\*\* Safety surfacing area

\* Max fall height | \*\* Total height



[Click to see TOP VIEW](#)

[Click to see SIDE VIEW](#)