


# Cradle Seat, H:2.0m

SW990025



Item no. SW990025-00	
<b>General Product Information</b>	
Dimensions LxWxH	62x31x162 cm
Age group	1+
Play capacity (users)	1
Colour options	



The classic Cradle Seat Swing is an irresistible invitation for infants and their care givers. The swinging motion of the Baby Seat Swing will make infants want to go again and again. There are several benefits of the attraction: firstly, the swing seat supports the seated infant all around so that the feeling of security is guaranteed. Secondly, the swinging motion

trains the child's motor skills, specifically the sense of balance and space. Seated while swinging also trains the core muscles. All of these physical skills are fundamental to the infants ability to walk and navigate their surroundings securely. The action also stimulates the understanding of cause and effect and thinking skills. Socially, swinging and

getting pushed in the swing seat by parents, care givers or siblings is great fun.



# Cradle Seat, H:2.0m

SW990025



## Cradle seat

**Physical:** balance, coordination and spatial awareness are developed when swinging.

These are necessary skills for judging distances and navigating. **Social-Emotional:** the rhythmic movement can have a calming effect on young children. **Cognitive:** understanding of cause and effect.



# Cradle Seat, H:2.0m

SW990025



Stepping point is made of SBR rubber. It has good heat and abrasion resistance.



The seats are available with swing chains of either hot dip galvanised steel or stainless steel for all swings heights.

Item no. SW990025-00

## Installation Information

Max. fall height	0 cm
Safety surfacing area	12.3 m <sup>2</sup>
Total installation time	0.2
Excavation volume	0.00 m <sup>3</sup>
Concrete volume	0.00 m <sup>3</sup>
Footing depth (standard)	0 cm
Shipment weight	9 kg
Anchoring options	

## Warranty Information

Chains	10 years
EPDM components	2 years
Spare parts guaranteed	10 years

**EN**  
**1176**  
compliant

# Sustainability Data

SW990025



Cradle to Gate A1-A3	Total CO <sub>2</sub> emission	CO <sub>2</sub> e/kg	Recycled materials
	kg CO <sub>2</sub> e	kg CO <sub>2</sub> e/kg	%
SW990025-00	57.00	7.40	17.50

The overall framework applied for these factors is the Environmental Product Declaration (EPD), which quantifies "environmental information on the life cycle of a product and enable comparisons between products fulfilling the same function" (ISO, 2006). This follows the structure and applies a Life-Cycle Assessment approach to the entire Product stage from raw material through manufacturing (A1-A3))

**Kompan A/S**  
 C.F. Tietgens Boulevard 32C  
 DK-5220 Odense SØ  
 Denmark



## Verification of CO<sub>2</sub> calculation of: Freestanding play equipment



Data version no. 2023-10-05

The CO<sub>2</sub> calculation and data are in compliance with the principles of a carbon footprint impact according to the GHG protocol (Greenhouse Gas Protocol), Scope 3, cradle to gate related to all individual components in the product category: "Freestanding play equipment" represented by item no.: KSW92011-0910.

(Scope 3 emissions include emission sources in the upstream and downstream value chain).

**Date: 30. October 2023 | Valid until: 30. October 2025**

Verified by:

Julie Marie Vejsgaard Larsen, LCA & EPD Consultant

Verification based on report: Validation of CO<sub>2</sub> calculation of 9 categories of Kompan product line, version 1.0, prepared by: Bureau Veritas HSE, Denmark: Julie M. V. Larsen.

**Publication date: 30. October 2023**

By Bureau Veritas HSE  
 www.bureauveritas.dk  
 +45 7731 1000

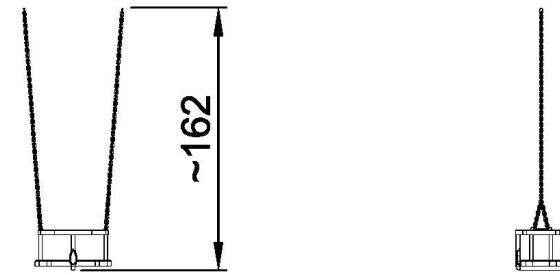
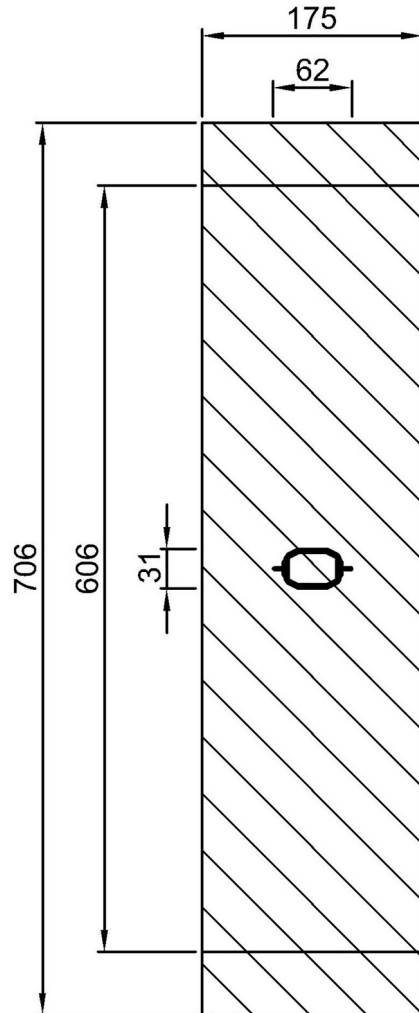


# Cradle Seat, H:2.0m

SW990025

\* Max fall height | \*\* Total height | \*\*\* Safety surfacing area

\* Max fall height | \*\* Total height



SW990025  
1:100

[Click to see TOP VIEW](#)

[Click to see SIDE VIEW](#)