


# Zipline, Sloped Space, 82ft Long

NRO875



Item no. NRO875-1001	
<b>General Product Information</b>	
Dimensions LxWxH	110'3"x10'2"x9'9"
Age group	5 - 12
Play capacity (users)	1
Color options	



The Large Zipline is the ultimate daredevil attraction, and it is also appealing to those who are working toward building new skills. With its length and supportive seat and handhold, anyone can participate. And they'll come back for more again and again. The reason for this immense holding power lies mainly in the terrific thrill of gliding through the air. The

feeling of weightlessness and swooshing through the air trains spatial awareness as well as the child's understanding of gravity, space and speed. This is necessary in safely managing crowded spaces such as traffic and streets. Children also develop social skills as they diligently pass the seat to the next user in line. The running and pulling involved in this

trains the child's cardio as well as upper body muscles. All in all, the Large Zipline is an asset of play that unites generations and abilities as there is some way for almost everyone to use it.

# Zipline, Sloped Space, 82ft Long

NRO875



## PUR covered rope

**Physical:** firm grip when spinning and hanging from arms. Arm muscles developed when holding tight.



## Long line

**Physical:** the lengthy glide through the air adds to the thrill and trains spatial awareness, trunk stability and upper-body muscles. All this helps support the child's physical self esteem, making e.g. positive risk taking easier.



## Dino seat

**Physical:** the three divisions and chains of the seat provide efficient handholds for both standing and seated swinging. **Social-Emotional:** the possibility of children swinging together, legs hanging down, trains cooperation, sequencing and turn-taking when swinging.

# Zipline, Sloped Space, 82ft Long

NRO875



All Organic Robinia products by KOMPAN are made of Robinia wood from sustainable European sources. On request it can be supplied as FSC® Certified (FSC® C004450).




The steel surfaces are hot-dip galvanized inside and outside with lead-free zinc. The galvanization has excellent corrosion resistance in outside environments and requires minimal maintenance.

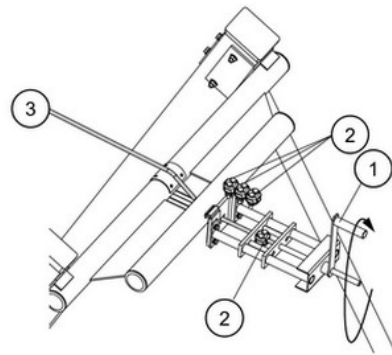


The special designed seat is made of a stainless-steel insert covered with a soft layer of PUR rubber. The seat is impact tested to fulfill all global playground standards and the rope has an ergonomic handhold of a 100cm long molded on PUR rubber handle.

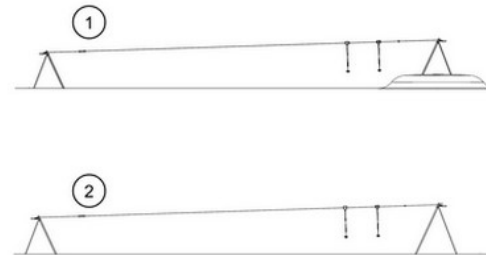
Item no. NRO875-1001	
Installation Information	
Max. fall height	6'11"
Safety surfacing area	1788ft <sup>2</sup>
Total installation time	12.1
Excavation volume	8.5yd <sup>3</sup>
Concrete volume	2.67yd <sup>3</sup>
Footing depth (standard)	3'3"
Shipment weight	1116lbs
Anchoring options	In-ground ✓
Warranty Information	
Cable	10 Years
Movable parts	2 Years
PUR components	10 Years
Robinia Wood	10 Years
Spare Parts Availability	10 Years



The high-quality steel cable with a diameter of 12mm is designed for heavy usage of the cableway for many years. The starting point is indicated by a knob. At the stop point there is special designed spring device ensuring a softer stop of the puller.



The steel cable 3 is tensioned by a special designed device. By turning the handle 1 the steel cable can be tensioned according to instruction in a safe way. After tensioning the cable is locked by three clamps 2. The tensioning device can also be used for adjustment during annual inspections.



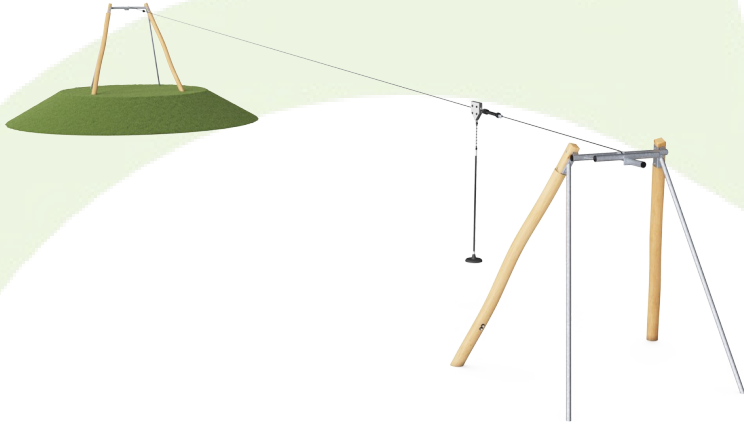
KOMPAN cableways are available for flat or natural sloped surroundings and for surface or in-ground installation. Further the cableways can be supplied with one or two cables for children to ride together in friendly competition.

Elevated activities 0	Accessible elevated activities	Accessible ground level activities	Accessible ground level play types
Present	0	1	1
Required	0	1	1

**ASTM  
F1487**  
compliant

# Sustainability Data

NRO875



Cradle to Gate A1-A3	Total CO <sub>2</sub> emission	CO <sub>2</sub> e/kg	Recycled materials
	kg CO <sub>2</sub> e	kg CO <sub>2</sub> e/kg	%
<b>NRO875-1001</b>	579.23	1.23	22.50

The overall framework applied for these factors is the Environmental Product Declaration (EPD), which quantifies "environmental information on the life cycle of a product and enable comparisons between products fulfilling the same function" (ISO, 2006). This follows the structure and applies a Life-Cycle Assessment approach to the entire Product stage from raw material through manufacturing (A1-A3))

**Kompan A/S**  
 C.F. Tietgens Boulevard 32C  
 DK-5220 Odense SØ  
 Denmark



## Verification of CO<sub>2</sub> calculation of: Nature play



Data version no. 2023-10-05

The CO<sub>2</sub> calculation and data are in compliance with the principles of a carbon footprint impact according to the GHG protocol (Greenhouse Gas Protocol), Scope 3, cradle to gate related to all individual components in the product category: "Nature play" represented by item no.: NRO409-0621.

(Scope 3 emissions include emission sources in the upstream and downstream value chain).

**Date: 30. October 2023 | Valid until: 30. October 2025**

Verified by:

Julie Marie Vejsgaard Larsen, LCA & EPD Consultant

Verification based on report: Validation of CO<sub>2</sub> calculation of 9 categories of Kompan product line, version 1.0, prepared by: Bureau Veritas HSE, Denmark: Julie M. V. Larsen.

**Publication date: 30. October 2023**

By Bureau Veritas HSE  
 www.bureauveritas.dk  
 +45 7731 1000



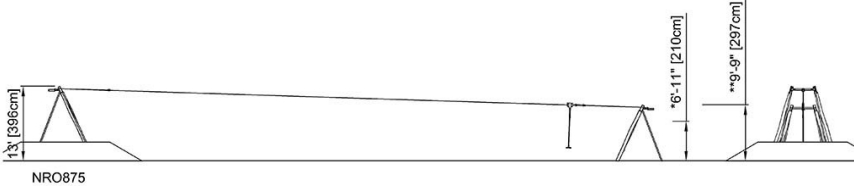
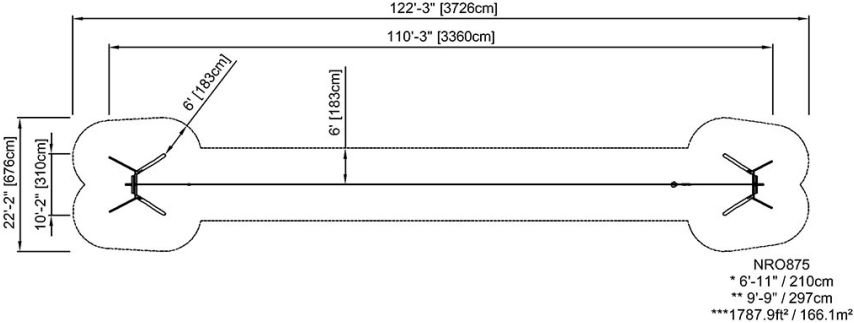
# Zipline, Sloped Space, 82ft Long

NRO875



\* Max fall height | \*\* Total height | \*\*\* Safety surfacing area

\* Max fall height | \*\* Total height



[Click to see TOP VIEW](#)

[Click to see SIDE VIEW](#)