


Double Mega Deck with Tower

PCM200431



Item no. PCM200431-0951	
General Product Information	
Dimensions LxWxH	648x505x320 cm
Age group	2+
Play capacity (users)	36
Colour options	



Fun, sturdy Double Mega Deck attracts toddlers over and over. On ground level there is a world of auditive and tactile play panels to explore, stimulating the logical thinking and creativity in the child: The music panel can be played by hitting or clapping the tubes, creating little tunes. The number and turn table play panel invites role play, which again trains

language and negotiation skills. The U-net is truly inclusive: the child can climb, sit or lie and be swayed. This supports spatial awareness. From the roomy platforms a curly climber invites for a rotating ride back to ground level. There is a double slide also, which allows for carers to join in. That's inclusive play, for all ages. The house platforms offer appealing

tactile details to explore, training the logical thinking. So this is fun play AND training of life skills.



Data is subject to change without prior notice.

Double Mega Deck with Tower

PCM200431



U-net

Physical: the bridge sways gently, training the sense of balance and space when the child lays, crawls, or balances in the net. **Social-Emotional:** children swaying together on the net experience their own and others' movements. This spurs cooperation and consideration, e.g., when passing others.



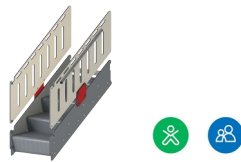
Xylophone music panel

Social-Emotional: invites social interaction and co-creation for more children, on both sides. **Cognitive:** understanding of cause and effect when striking tubes and creating sound. **Creative:** the creation of different intensity and tonality stimulates creative skills.



Tic-tac-toe panel

Social-Emotional: stimulates communication and turn-taking skills. **Cognitive:** support rules understanding, strategic thinking. **Creative:** leaving marks when tumblers are left in new positions.



Accessible stairway

Physical: climbing the accessible stairway is for all and supports cross coordination as well as arm and leg muscles. **Social-Emotional:** room for active breaks and adult helpers. An inclusive space.



Double slide

Physical: develops spatial awareness, sense of balance and trains core muscles when sitting upright going down. **Social-Emotional:** invites socialising, supports parent-child and peer-to-peer play. **Cognitive:** young children train their understanding of space, speed and distances when sliding down.



Rock climber

Physical: supports cross coordination and leg, arm and hand strength. **Social-Emotional:** the inclination makes climbing feel secure, especially for younger children.



Curly climber

Physical: supports coordination going down, sense of balance when rotating and arm muscles for holding tight. **Social-Emotional:** empathy stimulated by turn-taking. **Cognitive:** logical thinking when placing arms and legs right for rotating downwards.

Double Mega Deck with Tower

PCM200431




Panels of 19mm EcoCore™. EcoCore™ is a highly durable, eco-friendly material, which is not only recyclable after use but also consists of a core produced from 100% recycled material.



Main posts with hot dip galvanized steel footing are available in different materials: Pressure impregnated pine wood posts. Pre-galvanized inside and outside with powder coated top finish steel posts. Lead free aluminum with color anodized top finish. Greenline TexMade posts of 95% post-consumer recycled PE and textile waste.



All decks are supported by unique designed low-carbon aluminum profiles with multiple attachment options. The grey colored molded decks are made of 75% post-consumer waste PP material with a non-skid pattern and texture surface.



The slides can be chosen in six different colors and three materials: Straight or curved one-piece molded PE slides, made from 33% recycled post-consumer materials in different colours. Combined EcoCore™ sides and stainless-steel. Full stainless steel in one piece design for more vandalism proof solutions.



Ropes of UV-stabilized PES rope strands with inner steel cable reinforcement. The polyester yarn is made from +95% post-consumer materials and is inductively melted onto each strand.



KOMPAN GreenLine versions are designed with ultimate environmentally friendly materials with lowest possible CO2e emission factor. TexMade post, EcoCore™ panels of 95% post-consumer recycled waste and molded PP decks.

Item no. PCM200431-0951

Installation Information

Max. fall height	204 cm
Safety surfacing area	50.8 m ²
Total installation time	33.2
Excavation volume	1.01 m ³
Concrete volume	0.11 m ³
Footing depth (standard)	90 cm
Shipment weight	1,314 kg
Anchoring options	In-ground ✓ Surface ✓

Warranty Information

EcoCore HDPE	Lifetime
Post	10 years
PP Decks	10 years
Ropes & Nets	10 years
Spare Parts Guarantee	10 years



Sustainability Data

PCM200431



Cradle to Gate A1-A3	Total CO ₂ emission	CO ₂ e/kg	Recycled materials
	kg CO ₂ e	kg CO ₂ e/kg	%
PCM200431-0951	1,456.96	1.59	70.92
PCM200431-0901	1,596.87	1.93	65.12

The overall framework applied for these factors is the Environmental Product Declaration (EPD), which quantifies "environmental information on the life cycle of a product and enable comparisons between products fulfilling the same function" (ISO, 2006). This follows the structure and applies a Life-Cycle Assessment approach to the entire Product stage from raw material through manufacturing (A1-A3))

Kompan A/S
 C.F. Tietgens Boulevard 32C
 DK-5220 Odense SØ
 Denmark



Verification of CO₂ calculation of: Play systems



Data version no. 2023-10-05

The CO₂ calculation and data are in compliance with the principles of a carbon footprint impact according to the GHG protocol (Greenhouse Gas Protocol), Scope 3, cradle to gate related to all individual components in the product category: "Play systems" represented by item no.: PCM200321-0950.

(Scope 3 emissions include emission sources in the upstream and downstream value chain).

Date: 30. October 2023 | Valid until: 30. October 2025

Verified by:

Julie Marie Vejsgaard Larsen, LCA & EPD Consultant

Verification based on report: Validation of CO₂ calculation of 9 categories of Kompan product line, version 1.0, prepared by: Bureau Veritas HSE, Denmark: Julie M. V. Larsen.

Publication date: 30. October 2023

By Bureau Veritas HSE
 www.bureauveritas.dk
 +45 7731 1000

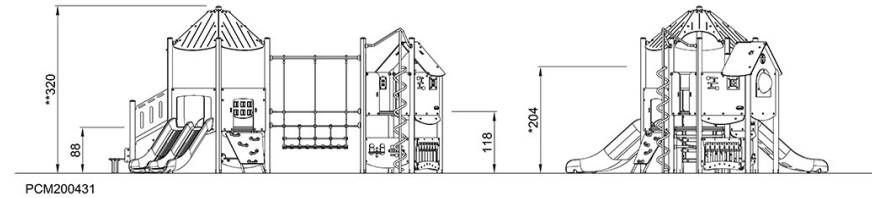
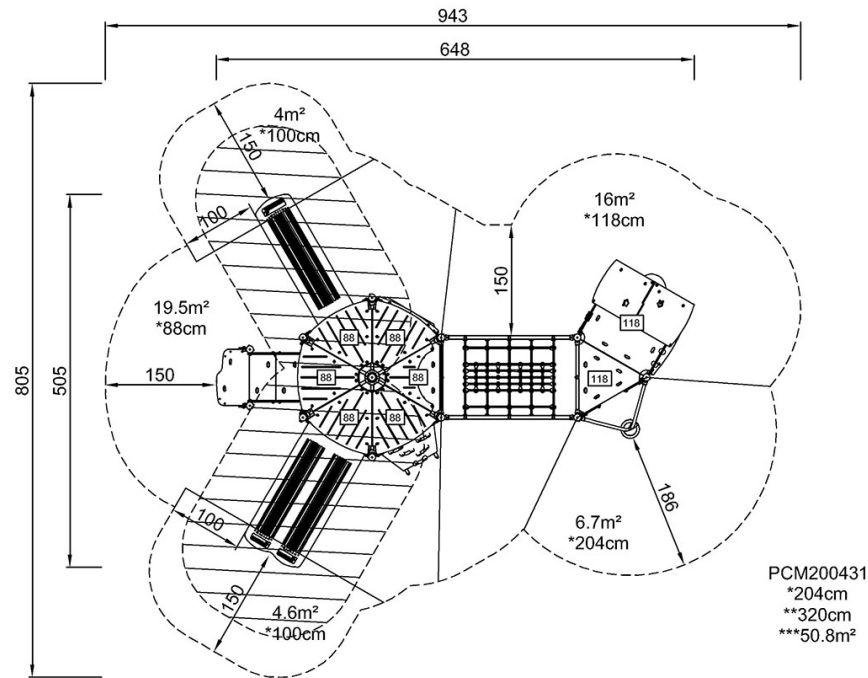


Double Mega Deck with Tower

PCM200431

* Max fall height | ** Total height | *** Safety surfacing area

* Max fall height | ** Total height



[Click to see TOP VIEW](#)

[Click to see SIDE VIEW](#)