


Angled double Tower with ADA Stairs

PCM201931



Item no. PCM201931-0901	
General Product Information	
Dimensions LxWxH	497x426x279 cm
Age group	2 - 5
Play capacity (users)	24
Colour options	



This Angled double tower will attract children to explore, socialise and develop in active outdoor play. The sturdy stairway and the tunnel support climbing, crawling and cross-coordination. This stimulates cross-modal perception, important e.g. for reading. The bubble window in the tunnel bridge distorts voices when spoken into, evoking a sense of

wonder and training logical thinking. On the elevated level, there are three ways to exit the unit; a slide, a curly climber and a pipe climber, which will support children in thrill seeking and physical decision making. Sliding and gliding supports posture and balance, important skills for navigating the world securely. On ground level, inviting play spaces with rich play panels

stimulate cause-and-effect understanding, both in a tactile and auditory manner. These spaces encourage social and dramatic play, supporting language development.

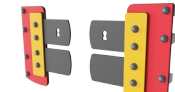
Angled double Tower with ADA Stairs

PCM201931




Curly climber

Physical: coordination and proprioception are supported when placing arms and legs correctly for going down. Sense of balance when rotating. Arm muscles for holding tight. **Social-Emotional:** empathy stimulated by turn-taking. **Cognitive:** logical thinking when placing arms and legs right for rotating downwards.



Flap door

Physical: tactile stimulation from leaning the body through rubber doors. **Cognitive:** suggests a theme and supports dramatic play, which stimulates language and communication skills.



Accessible stairway

Physical: climbing the accessible stairway is for all and supports cross coordination as well as arm and leg muscles. For young children, walking stairs and alternating feet is developed. **Social-Emotional:** room for active breaks and adult helpers. An inclusive space.



Xylophone music panel

Social-Emotional: invites social interaction and co-creation for more children, on both sides. **Cognitive:** understanding of cause and effect when striking tubes and creating sound. **Creative:** the creation of different intensity and tonality stimulates creative skills.



Tic-tac-toe panel

Social-Emotional: stimulates communication and turn-taking skills. **Cognitive:** support rules understanding, strategic thinking. **Creative:** leaving marks when tumblers are left in new positions.



Slide

Physical: sliding develops spatial awareness and a sense of balance. Furthermore, the core muscles are trained when sitting upright going down. **Social-Emotional:** empathy stimulated by turn-taking. **Cognitive:** young children develop their understanding of space, speed and distances when sliding down quickly.



Turn disk and sound creator

Social-Emotional: spurs group play and conversations with its two-sidedness. **Cognitive:** logical thinking, understanding numeracy. **Creative:** creating sounds when the spheres run through grooves.

Angled double Tower with ADA Stairs

PCM201931



Panels of 19mm EcoCore™. EcoCore™ is a highly durable, eco friendly material, which is not only recyclable after use, but also consists of material produced from +95% recycled post consumer material from food packing waste.



Main posts with hot dip galvanized steel footing are available in different materials: Pressure impregnated pine wood posts. Pre-galvanized inside and outside with powder coated top finish steel posts. Lead free aluminum with color anodized top finish. Greenline TexMade posts of 95% post-consumer recycled PE and textile waste.

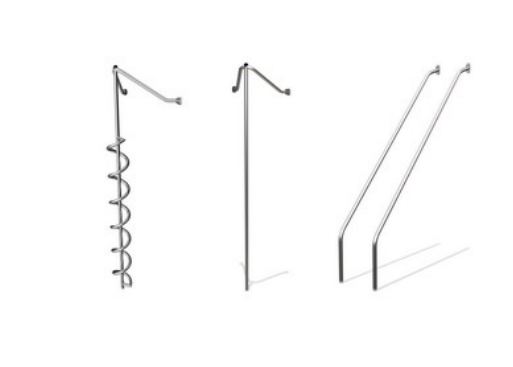


All decks are supported by unique designed low-carbon aluminum profiles with multiple attachment options. The grey colored molded decks are made of 75% post-consumer waste PP material with a non-skid pattern and texture surface.

Item no. PCM201931-0901	
Installation Information	
Max. fall height	208 cm
Safety surfacing area	53.6 m ²
Total installation time	26.1
Excavation volume	0.50 m ³
Concrete volume	0.01 m ³
Footing depth (standard)	85 cm
Shipment weight	840 kg
Anchoring options	In-ground <input checked="" type="checkbox"/> Surface <input checked="" type="checkbox"/>
Warranty Information	
EcoCore HDPE	Lifetime
Post	10 years
PP Decks	10 years
Spare parts guaranteed	10 years



The slides can be chosen in six different colors and three materials: Straight or curved one-piece molded PE slides, made from 33% recycled post-consumer materials in different colours. Combined EcoCore™ sides and stainless-steel. Full stainless steel in one piece design for more vandalism proof solutions.



The stainless-steel activities are made of high-quality stainless steel. The steel is cleaned by a total pickling process after manufacturing to ensure a smooth and clean gliding surfaces.



KOMPAN GreenLine versions are designed with ultimate environmentally friendly materials with lowest possible CO2e emission factor. TexMade post, EcoCore™ panels of 95% post-consumer recycled waste and molded PP decks.

Elevated activities 6	Accessible elevated activities	Accessible ground level activities	Accessible ground level play types
Present	6	3	2
Required	3	2	2

**CSA
Z614**
compliant

Sustainability Data

PCM201931



Cradle to Gate A1-A3	Total CO ₂ emission	CO ₂ e/kg	Recycled materials
	kg CO ₂ e	kg CO ₂ e/kg	%
PCM201931-0951	1,080.26	1.59	69.53
PCM201931-0901	1,390.82	2.27	57.65

The overall framework applied for these factors is the Environmental Product Declaration (EPD), which quantifies "environmental information on the life cycle of a product and enable comparisons between products fulfilling the same function" (ISO, 2006). This follows the structure and applies a Life-Cycle Assessment approach to the entire Product stage from raw material through manufacturing (A1-A3))

Kompan A/S
C.F. Tietgens Boulevard 32C
DK-5220 Odense SØ
Denmark



Verification of CO₂ calculation of: Play systems



Data version no. 2023-10-05

The CO₂ calculation and data are in compliance with the principles of a carbon footprint impact according to the GHG protocol (Greenhouse Gas Protocol), Scope 3, cradle to gate related to all individual components in the product category: "Play systems" represented by item no.: PCM200321-0950.

(Scope 3 emissions include emission sources in the upstream and downstream value chain).

Date: 30. October 2023 | Valid until: 30. October 2025

Verified by:

Julie Marie Vejsgaard Larsen, LCA & EPD Consultant

Verification based on report: Validation of CO₂ calculation of 9 categories of Kompan product line, version 1.0, prepared by: Bureau Veritas HSE, Denmark: Julie M. V. Larsen.

Publication date: 30. October 2023

By Bureau Veritas HSE
www.bureauveritas.dk
+45 7731 1000

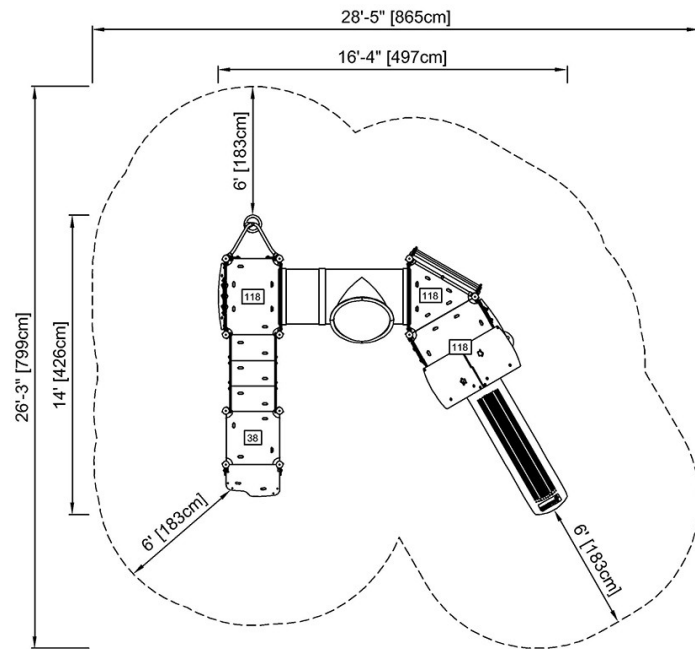


Angled double Tower with ADA Stairs

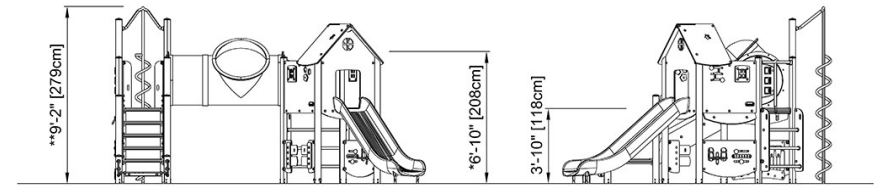
PCM201931

* Max fall height | ** Total height | *** Safety surfacing area

* Max fall height | ** Total height



PCM201931
* 6'-10" / 208cm
** 9'-2" / 279cm
***576.9ft² / 53.6m²



PCM201931

[Click to see TOP VIEW](#)

[Click to see SIDE VIEW](#)