





The Witch's Tower ADA

NRO2008



Item no. NRO2008-1021	
General Product Information	
Dimensions LxWxH	868x593x534 cm
Age group	5 - 12
Play capacity (users)	21
Colour options	  



The Witch's Tower is a fabulous play motivator for children. The fun, varied selection of scaled play challenges and meeting points stimulate children to play for a long time, again and again. The accessible stairway leads to a lower slide, finishing a practical loop for those with assistive devices or assistants. A play desk adds a ground level destination and a place to

socialise. The tower can be climbed in multiple ways: via the stair, the vertical climbing wall with window openings to decks, or the net. Climbing trains major muscle groups and cross-coordination. This again stimulates cross-modal perception which is necessary e.g. in reading. Sliding, apart from being joyful, is training of the sense of balance. This is

fundamental for all other motor skills and navigating the world confidently and securely.

The Witch's Tower ADA

NRO2008



Climbing wall

Physical: supports cross coordination and leg, arm and hand strength. Climbing through the holes trains proprioception. **Social-Emotional:** children develop courage when climbing up high. This positively affects self-confidence.



Accessible stairway

Physical: climbing the accessible stairway is for all and supports cross coordination as well as arm and leg muscles. For young children, walking stairs and alternating feet is developed. **Social-Emotional:** room for active breaks and adult helpers. An inclusive space.



Climbing net

Physical: children develop cross-body coordination and muscle strength when climbing. The big meshes allow for climbing and crawling through, supporting proprioception and spatial awareness. **Social-Emotional:** the big meshes allow for more children to sit together and talk.



Curved slide

Physical: sliding develops spatial awareness and a sense of balance. Furthermore, the core muscles are trained when sitting upright going down. **Social-Emotional:** empathy stimulated by turn-taking.



Desk

Social-Emotional: great meeting place and space creator for storing or sitting.

The Witch's Tower ADA

NRO2008



All Organic Robinia products by KOMPAN are made of Robinia wood from sustainable European sources. On request it can be supplied as FSC® Certified (FSC® C004450).



The paint used for coloured components is water based environmentally friendly with excellent UV resistance. The paint is in compliance with EN 71 Part 3.



Molded PE slides made with 33% post-consumer materials in different colors in one-piece design with a wall thickness of minimum 5mm. The PE is tested for UV stability and has excellent impact strength and it is usable within a large temperature span.

Item no. NRO2008-1021	
Installation Information	
Max. fall height	343 cm
Safety surfacing area	76.9 m²
Total installation time	46.8
Excavation volume	2.12 m³
Concrete volume	0.39 m³
Footing depth (standard)	100 cm
Shipment weight	2,398 kg
Anchoring options	In-ground ✓
Warranty Information	
PE slide	10 years
Robinia wood	15 years
Ropes & nets	10 years
Spare parts guaranteed	10 years
Stainless steel components	Lifetime



Ropes of UV-stabilized PES rope strands with inner steel cable reinforcement. The polyester yarn is made from +95% post-consumer materials and is inductively melted onto each strand.



The hardware is made of stainless steel or galvanised steel to ensure durable connections with a high corrosion resistance.



The Robinia products are designed with a KOMPAN colour concept with a number of different standard colours. The wood can also be supplied as untreated or with brown painted with a pigment that maintains the wood colour.

Elevated activities 4	Accessible elevated activities	Accessible ground level activities	Accessible ground level play types
Present	3	1	1
Required	2	1	1

**CSA
Z614**
compliant

Sustainability Data

NRO2008



Cradle to Gate A1-A3	Total CO ₂ emission	CO ₂ e/kg	Recycled materials
	kg CO ₂ e	kg CO ₂ e/kg	%
NRO2008-1021	793.78	0.39	7.76

The overall framework applied for these factors is the Environmental Product Declaration (EPD), which quantifies "environmental information on the life cycle of a product and enable comparisons between products fulfilling the same function" (ISO, 2006). This follows the structure and applies a Life-Cycle Assessment approach to the entire Product stage from raw material through manufacturing (A1-A3))

Kompan A/S

C.F. Tietgens Boulevard 32C
DK-5220 Odense SØ
Denmark



Verification of CO₂ calculation of: Nature play



Data version no. 2023-10-05

The CO₂ calculation and data are in compliance with the principles of a carbon footprint impact according to the GHG protocol (Greenhouse Gas Protocol), Scope 3, cradle to gate related to all individual components in the product category: "Nature play" represented by item no.: NRO409-0621.

(Scope 3 emissions include emission sources in the upstream and downstream value chain).

Date: 30. October 2023 | Valid until: 30. October 2025

Verified by:

Julie Marie Vejsgaard Larsen, LCA & EPD Consultant

Verification based on report: Validation of CO₂ calculation of 9 categories of Kompan product line, version 1.0, prepared by: Bureau Veritas HSE, Denmark: Julie M. V. Larsen.

Publication date: 30. October 2023

By Bureau Veritas HSE
www.bureauveritas.dk
+45 7731 1000

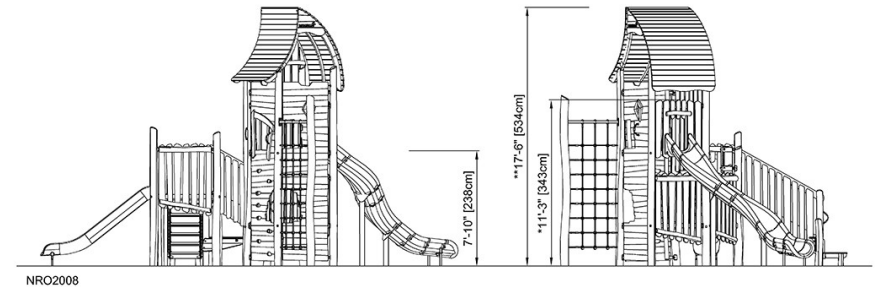
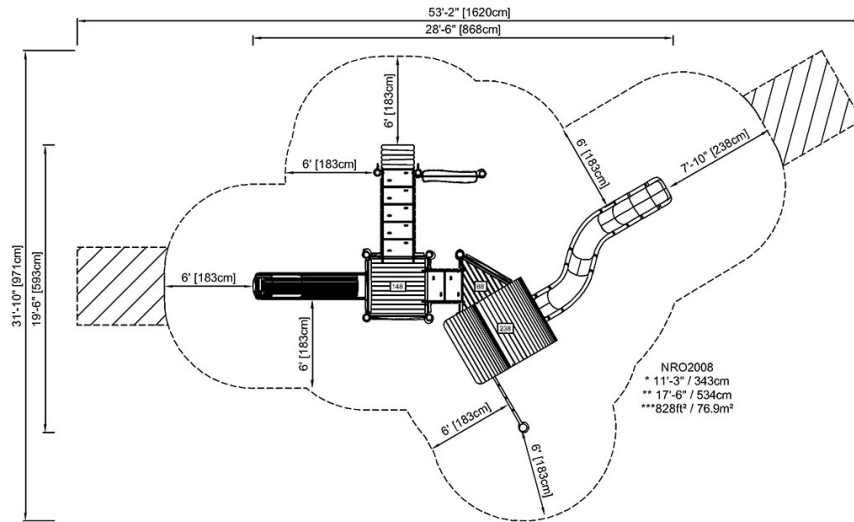


The Witch's Tower ADA

NRO2008

* Max fall height | ** Total height | *** Safety surfacing area

* Max fall height | ** Total height



[Click to see TOP VIEW](#)

[Click to see SIDE VIEW](#)