


Two Towers with Tunnel Bridge

PCM201321



Item no. PCM201321-0602	
General Product Information	
Dimensions LxWxH	629x351x306 cm
Age group	2+
Play capacity (users)	19
Colour options	



This fantastic play tower has two towers and multiple ways to enter that will encourage children to be active, supporting the development of their muscles as well as social skills. The play panels are designed to support cognitive skills as well as emotional awareness in play, essential for early development. The tunnel bridge provides a connection between

play activities and encourages adventurous crawling, improving cross-coordination skills. The carefully designed window panel encourages children to play with friends in games of hide and seek as well as playing house or any theme they can imagine. Sliding down the slide or gliding down the Fireman's Pole to the ground supports posture and

balance, all important skills for young children, and great fun!

Two Towers with Tunnel Bridge

PCM201321



Flower panel

Social-Emotional: invites cooperation due to the two-sidedness and provides for parallel play. **Cognitive:** suggests a theme and supports dramatic play, which stimulates language and communication skills.



Slide

Physical: sliding develops spatial awareness and a sense of balance. Furthermore, the core muscles are trained when sitting upright going down. **Social-Emotional:** empathy stimulated by turn-taking. **Cognitive:** young children develop their understanding of space, speed and distances when sliding down quickly.



Fireman's pole

Physical: coordination is supported when going down, as well as arm and core muscles. Landing strengthens bone density, which is built for life in early childhood. **Social-Emotional:** turn-taking and risk-taking. **Cognitive:** young children develop their understanding of space, speed and distances when gliding down fast.



Tunnel

Physical: the children crawl through the tunnel, developing motor skills such as cross-body coordination and proprioception. **Social-Emotional:** turn-taking when passing each other.



Faces panel

Social-Emotional: spurs group play and conversations with its two-sidedness. **Cognitive:** stimulates theory of mind: that others may have different feelings. Stimulates the understanding of symbols and facial expressions as symbols for emotions.



Climbing net

Physical: supports physical strength and cross-body coordination, which impacts coordination of the right and left part of brain, fundamental for other skills such as the ability to read.

Two Towers with Tunnel Bridge

PCM201321



Panels of 19mm EcoCore™. EcoCore™ is a highly durable, eco friendly material, which is not only recyclable after use, but is also produced from +95% recycled post consumer material from food packing waste. Wooden panels of impregnated and brown painted pine wood with vertical steel profiles.



Main posts with hot dip galvanized steel footing are available in different materials: Pressure impregnated pine wood posts. Pre-galvanized inside and outside with powder coated top finish steel posts. Lead free aluminum with color anodized top finish. Greenline TexMade posts of 95% post-consumer recycled PE and textile waste.



All decks are supported by unique designed low-carbon aluminum profiles with multiple attachment options. The grey colored molded decks are made of 75% post-consumer waste PP material with a non-skid pattern and texture surface.


Item no. PCM201321-0602

Installation Information

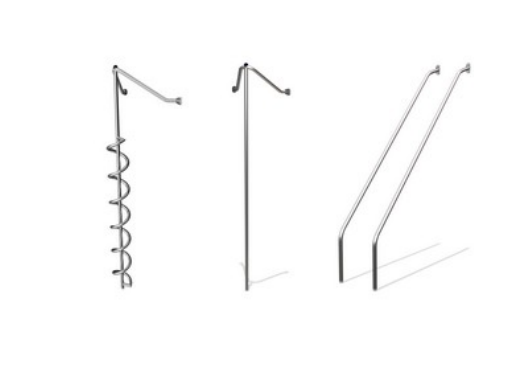
Max. fall height	118 cm
Safety surfacing area	37.1 m ²
Total installation time	21.2
Excavation volume	0.60 m ³
Concrete volume	0.00 m ³
Footing depth (standard)	60 cm
Shipment weight	663 kg
Anchoring options	In-ground ✓ Surface ✓

Warranty Information

EcoCore HDPE	Lifetime
Post	10 years
PP Decks	10 years
Ropes & nets	10 years
Spare parts guaranteed	10 years



The slides can be chosen in six different colours and three materials: Straight or curved one-piece molded PE slides; Combined EcoCore™ and stainless-steel slides; Full stainless steel in one-piece design for a more vandalism proof solution.



The stainless-steel activities are made of high-quality stainless steel. The steel is cleaned by a total pickling process after manufacturing to ensure a smooth and clean gliding surfaces.



KOMPAN GreenLine versions are designed with ultimate environmentally friendly materials with lowest possible CO2e emission factor. TexMade post, EcoCore™ panels of 95% post-consumer recycled waste and molded PP decks.



Sustainability Data

PCM201321



Cradle to Gate A1-A3	Total CO ₂ emission	CO ₂ e/kg	Recycled materials
	kg CO ₂ e	kg CO ₂ e/kg	%
PCM201321-0651	867.54	1.54	68.80
PCM201321-0602	1,228.53	2.55	50.94

The overall framework applied for these factors is the Environmental Product Declaration (EPD), which quantifies "environmental information on the life cycle of a product and enable comparisons between products fulfilling the same function" (ISO, 2006). This follows the structure and applies a Life-Cycle Assessment approach to the entire Product stage from raw material through manufacturing (A1-A3))

Kompan A/S
 C.F. Tietgens Boulevard 32C
 DK-5220 Odense SØ
 Denmark



Verification of CO₂ calculation of: Play systems



Data version no. 2023-10-05

The CO₂ calculation and data are in compliance with the principles of a carbon footprint impact according to the GHG protocol (Greenhouse Gas Protocol), Scope 3, cradle to gate related to all individual components in the product category: "Play systems" represented by item no.: PCM200321-0950.

(Scope 3 emissions include emission sources in the upstream and downstream value chain).

Date: 30. October 2023 | Valid until: 30. October 2025

Verified by:

Julie Marie Vejsgaard Larsen, LCA & EPD Consultant

Verification based on report: Validation of CO₂ calculation of 9 categories of Kompan product line, version 1.0, prepared by: Bureau Veritas HSE, Denmark: Julie M. V. Larsen.

Publication date: 30. October 2023

By Bureau Veritas HSE
 www.bureauveritas.dk
 +45 7731 1000

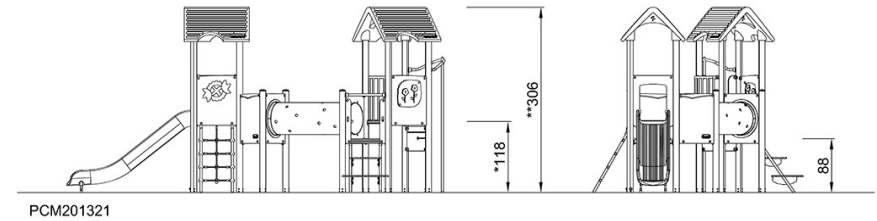
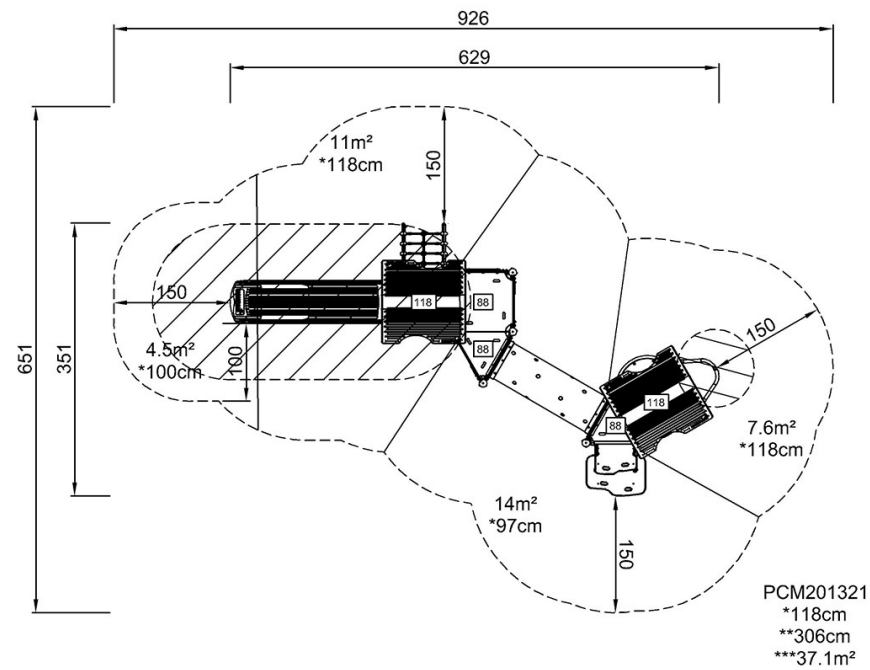


Two Towers with Tunnel Bridge

PCM201321

* Max fall height | ** Total height | *** Safety surfacing area

* Max fall height | ** Total height



[Click to see TOP VIEW](#)

[Click to see SIDE VIEW](#)