

LIBERTY Hammock

PCX801



Item no. PCX801-0902

General Product Information

Dimensions LxWxH	119x119x100 cm
Age group	2 - 12
Play capacity (users)	1
Colour options	  



The LIBERTY Play Hammock is a perfect and easily accessed spot for a moment of relaxation. It offers the opportunity for swaying gently, seated or lying, which welcomes all ages and abilities. Even though dimensioned for one user, children often find ways to use it together. The play hammock is a great meeting point which invites children to hang out and

interact with each other. Social skills, such as children's abilities to share, listen and learn about the world around them are supported. Apart from supporting children's social skills, the play hammock stimulates children's balance when swaying gently. This is an important skill in relation to children's ability to pay attention and concentrate.

LIBERTY Hammock

PCX801



Hammock

Physical: coordination and sense of balance when swaying. **Social-Emotional:** meeting, pushing friends gently back and forth, turn-taking. **Cognitive:** for toddlers cause and effect understanding.



LIBERTY Hammock

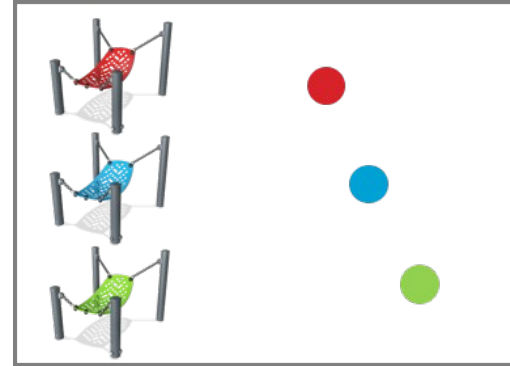
PCX801



All steel components are made of high quality materials. The posts have an alloy with improved tensile and yield strength according to the NYCP material specification. The painted aluminum post caps are riveted to the top of the post.



All panels and one-piece welded steel grids are made of low carbon steel and corrosion treated by hot dip galvanization or metallization with a minimum thickness according to NYCP material specification.



The products are designed in three different standard color combinations: Red and light blue, Light blue and lime green, Green and lime green. The layouts of the play structures can be customized through the KOMPAN Variant Team.

Item no. PCX801-0902	
Installation Information	
Max. fall height	64 cm
Safety surfacing area	26.7 m ²
Total installation time	3.2
Excavation volume	0.11 m ³
Concrete volume	0.05 m ³
Footing depth (standard)	85 cm
Shipment weight	84 kg
Anchoring options	In-ground ✓
Warranty Information	
EcoCore HDPE	Lifetime
HDG post	Lifetime
HPL decks	15 years
Ropes & nets	10 years
Spare parts guaranteed	10 years

Elevated activities 0	Accessible elevated activities	Accessible ground level activities	Accessible ground level play types
Present	0	1	1
Required	0	1	1

**CSA
Z614**
compliant

Sustainability Data

PCX801



Cradle to Gate A1-A3	Total CO ₂ emission	CO ₂ e/kg	Recycled materials
	kg CO ₂ e	kg CO ₂ e/kg	%
PCX801-0902	197.40	3.17	46.40

The overall framework applied for these factors is the Environmental Product Declaration (EPD), which quantifies "environmental information on the life cycle of a product and enable comparisons between products fulfilling the same function" (ISO, 2006). This follows the structure and applies a Life-Cycle Assessment approach to the entire Product stage from raw material through manufacturing (A1-A3))

Kompan A/S
 C.F. Tietgens Boulevard 32C
 DK-5220 Odense SØ
 Denmark



Verification of CO₂ calculation of: Play systems



Data version no. 2023-10-05

The CO₂ calculation and data are in compliance with the principles of a carbon footprint impact according to the GHG protocol (Greenhouse Gas Protocol), Scope 3, cradle to gate related to all individual components in the product category: "Play systems" represented by item no.: PCM200321-0950.

(Scope 3 emissions include emission sources in the upstream and downstream value chain).

Date: 30. October 2023 | Valid until: 30. October 2025

Verified by:

Julie Marie Vejsgaard Larsen, LCA & EPD Consultant

Verification based on report: Validation of CO₂ calculation of 9 categories of Kompan product line, version 1.0, prepared by: Bureau Veritas HSE, Denmark: Julie M. V. Larsen.

Publication date: 30. October 2023

By Bureau Veritas HSE
 www.bureauveritas.dk
 +45 7731 1000

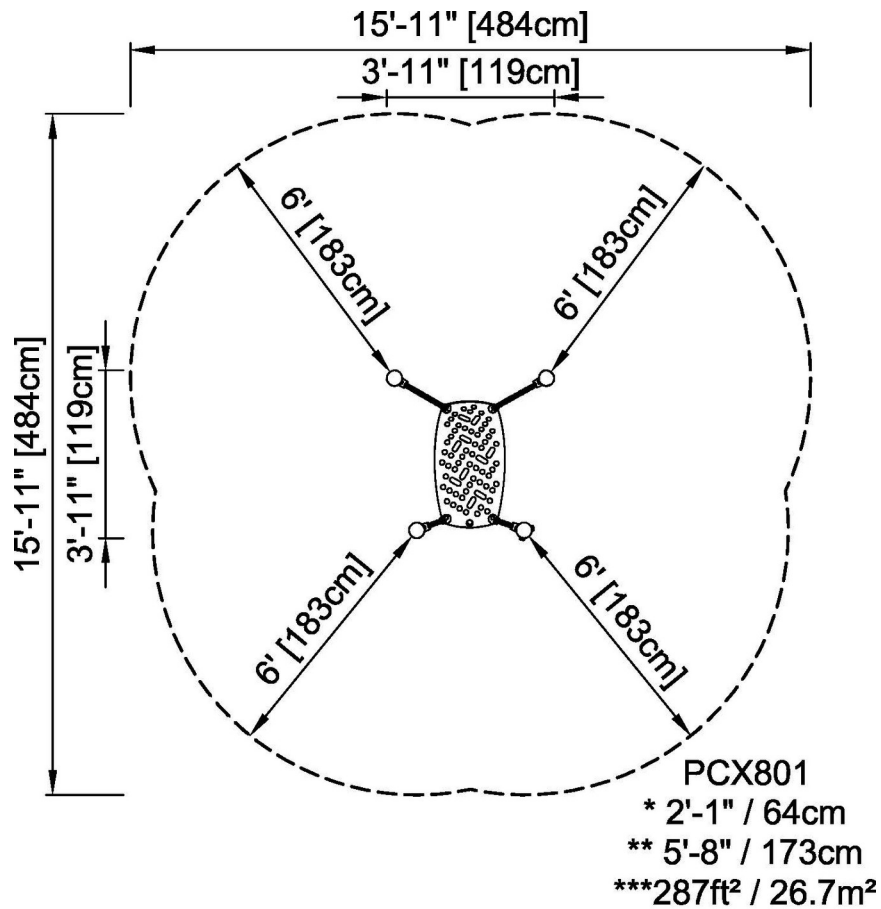


LIBERTY Hammock

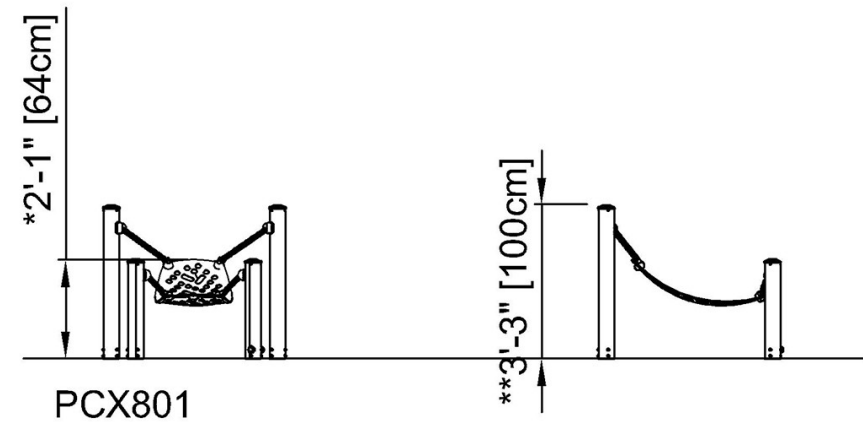
PCX801

* Max fall height | ** Total height | *** Safety surfacing area

* Max fall height | ** Total height



[Click to see TOP VIEW](#)



[Click to see SIDE VIEW](#)