

Toddler Carousel

PCM152



Item no. PCM152-0901

General Product Information

Dimensions LxWxH	229x263x206 cm
Age group	1+
Play capacity (users)	3
Color options	  



The Toddler Carousel adds spinning to swinging, making for a wild experience for the toddlers. The shared experience made possible in the three seats makes the children want to try the Toddler Carousel again and again. Apart from being fun, the spinning and swinging movements train the sense of balance and space. These are crucial motor skills, important

for all other physical skills, and eventually concentration skills for learning. To babies, swinging trains their sense of space as well as their focal tracking. The seated position trains the core muscles. Socially, the three similar seats in parallel play trains thinking skills and the awareness of others from parallel play. The baby swing seat has big holes to support


access and easy exit for the child and the adult alike. The front grips are designed to prevent the seat from tilting. This adds to the feeling of security, providing even more joy in play.



Data is subject to change without prior notice.

Toddler Carousel

PCM152



The carousel has different anchoring options for both surface and in-ground installation. All footings are hot dip galvanized inside and outside to ensure long lifetime of the product.




The seat hangers are made of high quality UV-stabilized nylon (PA6) housing with integrated lifetime sealed ball bearings. The chains are fixed by a stainless steel hook with theft proof snake-eye bolt in a turn able anti twist housing.



Center post is hot-dip galvanized in dimension Ø159 x 4 mm. Horizontal beams are hot-dip galvanized and powder coated in dimension Ø76,1 x 3,6 mm.

Item no. PCM152-0901	
Installation Information	
Max. fall height	150 cm
Safety surfacing area	78.9 m ²
Total installation time	3.8
Excavation volume	0.50 m ³
Concrete volume	0.29 m ³
Footing depth (standard)	100 cm
Shipment weight	232 kg
Anchoring options	In-ground ✓ Surface ✓



Chains are stainless steel and meet the requirements in ISO1434 -ISO1435 and DIN766.



The baby/toddler seat and suspension hinges are made of soft rubber (TPV). Polypropylene (PP) inside baby basket provides low friction leg openings for easy access (toddler in/out).



Belt seat is made of PUR. All components retain their properties in the temperature range of -30°C to 60°C. All materials are stabilised to a maximum without use of heavy metal stabilisers.



Sustainability Data

PCM152



Cradle to Gate A1-A3	Total CO ₂ emission	CO ₂ e/kg	Recycled materials
	kg CO ₂ e	kg CO ₂ e/kg	%
PCM152-0901	443.60	3.23	43.00

The overall framework applied for these factors is the Environmental Product Declaration (EPD), which quantifies "environmental information on the life cycle of a product and enable comparisons between products fulfilling the same function" (ISO, 2006). This follows the structure and applies a Life-Cycle Assessment approach to the entire Product stage from raw material through manufacturing (A1-A3))

Kompan A/S
 C.F. Tietgens Boulevard 32C
 DK-5220 Odense SØ
 Denmark



Verification of CO₂ calculation of: Themed play systems



Data version no. 2023-10-05

The CO₂ calculation and data are in compliance with the principles of a carbon footprint impact according to the GHG protocol (Greenhouse Gas Protocol), Scope 3, cradle to gate related to all individual components in the product category: "Themed play systems" represented by item no.: MSC641100-3717P.

(Scope 3 emissions include emission sources in the upstream and downstream value chain).

Date: 30. October 2023 | Valid until: 30. October 2025

Verified by:

Julie Marie Vejsgaard Larsen, LCA & EPD Consultant

Verification based on report: Validation of CO₂ calculation of 9 categories of Kompan product line, version 1.0, prepared by: Bureau Veritas HSE, Denmark: Julie M. V. Larsen.

Publication date: 30. October 2023

By Bureau Veritas HSE
 www.bureauveritas.dk
 +45 7731 1000

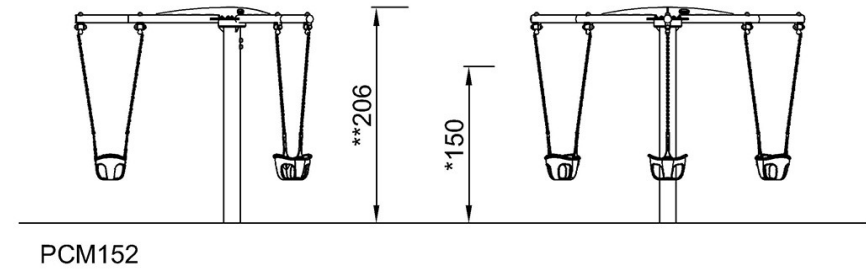
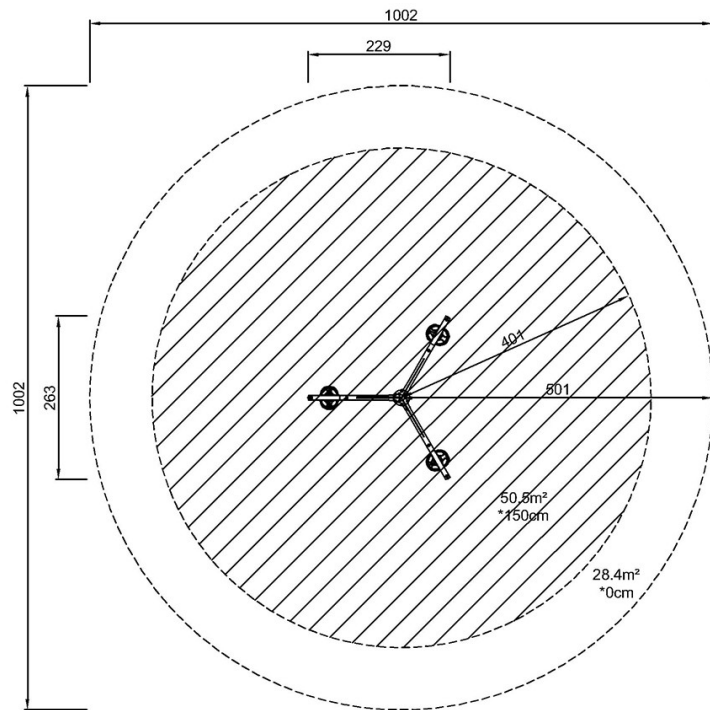


Toddler Carousel

PCM152

* Max fall height | ** Total height | *** Safety surfacing area

* Max fall height | ** Total height



PCM152
*150cm
**206cm
***78.9m²

[Click to see TOP VIEW](#)

[Click to see SIDE VIEW](#)