

Castle, Medium


NRO423



Item no. NRO423-1021

General Product Information

Dimensions LxWxH	781x916x563 cm
Age group	5 - 12
Play capacity (users)	42
Colour options	



The awesome Castle adds a regal touch to the playground, attracting young knights and princesses again and again.. With its great distribution of ground level and elevated play options, the Castle allows for all abilities playing together. To the front, the Castle offers three great, varied climbing entrances, all training children's balance, coordination and

muscles. The ground level offers play dens, barred windows and hammocks to invite dramatic play. This stimulates children's language and social skills, when they negotiate play scenarios. On the courtyard side, the Castle opens with bridge and net. The banister bars and slide add thrill to the play experience and in each their way train sense of balance

and space. These motor skills are necessary to navigate the surroundings and objects securely.

Castle, Medium

NRO423



Banister bars

Physical: coordination is supported when going down, as well as arm and core muscles. Landing strengthens bone density, which is built for life in childhood. **Social-Emotional:** turn-taking and risk-taking.



Side desk

Social-Emotional: fine meeting place and a space creator. Sharing and cooperation from both sides create a social scenario that supports communication and cooperation.



Accessible stairway

Physical: climbing the accessible stairway is for all and supports cross coordination as well as arm and leg muscles. For young children, walking stairs and alternating feet is developed. **Social-Emotional:** room for active breaks and adult helpers. An inclusive space.



Net bridge, inclined

Physical: walking the open net up or downwards develops balance and spatial awareness. **Social-Emotional:** interaction with children outside, socializing. Cooperation and consideration, e.g. when passing others.



Boarding net

Physical: the inclined net supports the upward climbing movement of the body. Cross coordination and physical strength are trained. The asymmetry of the net challenges the children's climbing.



Curved slide

Physical: sliding develops spatial awareness and a sense of balance. Furthermore, the core muscles are trained when sitting upright going down. **Social-Emotional:** empathy stimulated by turn-taking.



Hammock

Physical: coordination and sense of balance when swaying. **Social-Emotional:** meeting, pushing friends gently back and forth, turn-taking.

Castle, Medium

NRO423



All Organic Robinia products by KOMPAN are made of Robinia wood from sustainable European sources. On request it can be supplied as FSC® Certified (FSC® C004450).



The paint used for coloured components is water based environmentally friendly with excellent UV resistance. The paint is in compliance with EN 71 Part 3.




The Robinia products are designed with a KOMPAN colour concept with a number of different standard colours. The wood can also be supplied as untreated or with brown painted with a pigment that maintains the wood colour.

Item no. NRO423-1021	
Installation Information	
Max. fall height	343 cm
Safety surfacing area	99.7 m ²
Total installation time	94.9
Excavation volume	5.86 m ³
Concrete volume	2.61 m ³
Footing depth (standard)	100 cm
Shipment weight	4,748 kg
Anchoring options	In-ground ✓
Warranty Information	
Robinia wood	15 years
Ropes & nets	10 years
Spare parts guaranteed	10 years
Stainless steel components	Lifetime
Stainless steel slide	10 years



The stainless-steel slides with one-piece slide bed are made of high-quality stainless-steel AISI 304.



The product/activities are preassembled from the factory to ensure all safety requirements are considered.



The hardware is made of stainless steel or galvanised steel to ensure durable connections with a high corrosion resistance.

Elevated activities 12	Accessible elevated activities	Accessible ground level activities	Accessible ground level play types
Present	11	3	2
Required	6	4	3

**CSA
Z614**
compliant

Sustainability Data

NRO423



Cradle to Gate A1-A3	Total CO ₂ emission	CO ₂ e/kg	Recycled materials
	kg CO ₂ e	kg CO ₂ e/kg	%
NRO423-1021	1,445.05	0.38	5.88

The overall framework applied for these factors is the Environmental Product Declaration (EPD), which quantifies "environmental information on the life cycle of a product and enable comparisons between products fulfilling the same function" (ISO, 2006). This follows the structure and applies a Life-Cycle Assessment approach to the entire Product stage from raw material through manufacturing (A1-A3))

Kompan A/S
 C.F. Tietgens Boulevard 32C
 DK-5220 Odense SØ
 Denmark



Verification of CO₂ calculation of: Nature play



Data version no. 2023-10-05

The CO₂ calculation and data are in compliance with the principles of a carbon footprint impact according to the GHG protocol (Greenhouse Gas Protocol), Scope 3, cradle to gate related to all individual components in the product category: "Nature play" represented by item no.: NRO409-0621.

(Scope 3 emissions include emission sources in the upstream and downstream value chain).

Date: 30. October 2023 | Valid until: 30. October 2025

Verified by:

Julie Marie Vejsgaard Larsen, LCA & EPD Consultant

Verification based on report: Validation of CO₂ calculation of 9 categories of Kompan product line, version 1.0, prepared by: Bureau Veritas HSE, Denmark: Julie M. V. Larsen.

Publication date: 30. October 2023

By Bureau Veritas HSE
 www.bureauveritas.dk
 +45 7731 1000

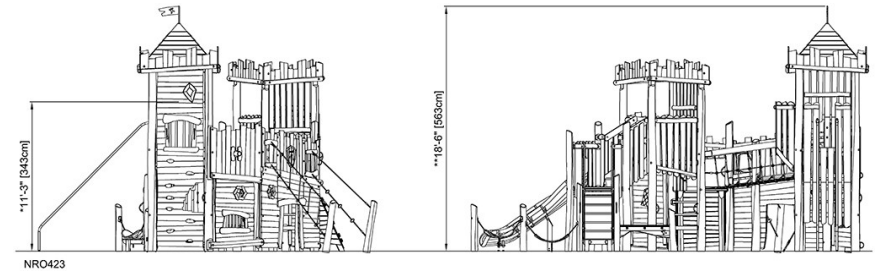
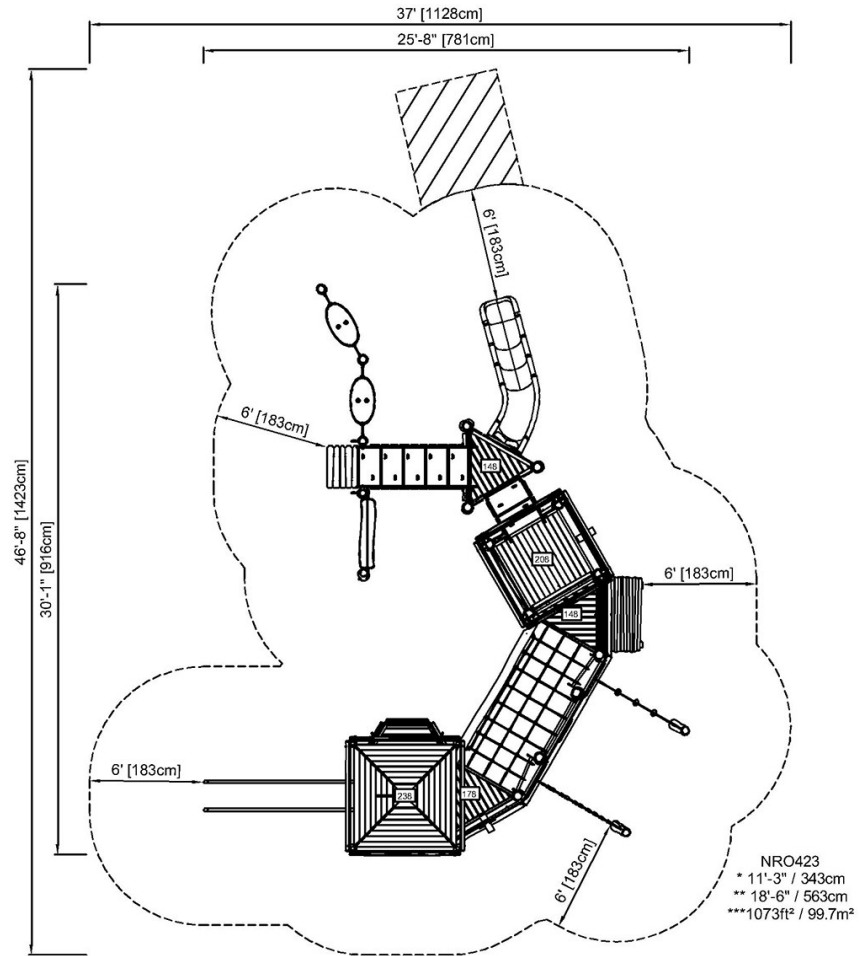


Castle, Medium

NRO423

* Max fall height | ** Total height | *** Safety surfacing area

* Max fall height | ** Total height



[Click to see TOP VIEW](#)

[Click to see SIDE VIEW](#)