

Two Deck Play Tower

PCM111321



The Play Tower with Banister Bars will inspire children to play actively, climbing to the top and sliding or gliding to the ground again and again. The climbing wall and ladder accesses provide graduated challenges to strengthen muscles and develop cross-coordination skills. This enhances a child's ability to use both sides of their brain and supports the internal structures

that enable reading and thinking. The slide down is fun and supports posture and balance. This is important for being able to sit still and concentrate. The bench in the space under the platform invites socialising. The Banister Bars provide a thrilling way to glide to the ground. Whizzing down is not only great fun, it also stimulates the sense of space and enhances a


child's awareness. This helps children build up the skill set to estimate risk taking safely.



Item no. PCM111321-0905

General Product Information

Dimensions LxWxH	285x478x260 cm
Age group	4+
Play capacity (users)	9
Colour options	



Two Deck Play Tower

PCM111321



Banister bars

Physical: supports coordination, arm and core muscles. Landing strengthens bone density **Social-Emotional:** turn-taking and risk-taking.



Platform

Social-Emotional: courage, self-confidence, consideration and turn-taking are built when children share the platform.



Pipe ladder

Physical: cross coordination and eye-hand coordination are supported when children climb the ladder. The climbing also supports leg and arm muscles. **Social-Emotional:** learning about turn taking and cooperation.




Bench

Social-Emotional: gathering, cooperating or taking a break from play - all train social skills.



Climbing wall

Physical: develops children's cross coordination, eye-hand coordination, and muscle strength when climbing. **Social-Emotional:** two-sided climb invites cooperation.




Slide

Physical: develops spatial awareness, sense of balance and trains core muscles when sitting upright going down. **Social-Emotional:** empathy stimulated by turn-taking.

Two Deck Play Tower

PCM111321



Panels of 19mm EcoCore™. EcoCore™ is a highly durable, eco-friendly material, which is not only recyclable after use but also consists of a core produced from 100% recycled material.



All decks are supported by unique designed low-carbon aluminum profiles with multiple attachment options. The grey colored molded decks are made of 75% post-consumer waste PP material with a non-skid pattern and texture surface.



Main posts with hot dip galvanized steel footing are available in different materials: Pressure impregnated pine wood posts. Pre-galvanized inside and outside with powder coated top finish steel posts. Lead free aluminum with color anodized top finish. Greenline TexMade posts of 95% post-consumer recycled PE and textile waste.

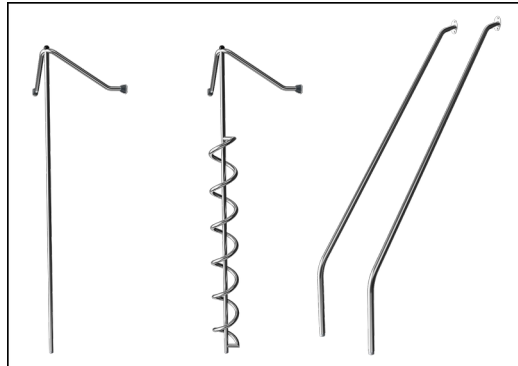
Item no. PCM111321-0905

Installation Information

Max. fall height	239 cm
Safety surfacing area	31.2 m²
Total installation time	10.1
Excavation volume	0.51 m³
Concrete volume	0.12 m³
Footing depth (standard)	90 cm
Shipment weight	343 kg
Anchoring options	Surface ✓ In-ground ✓

Warranty Information

EcoCore HDPE	Lifetime
PE Slide	10 years
Post	10 years
PP Decks	10 years
Spare Parts Guarantee	10 years



Activities are made of high-quality stainless steel which is cleaned by a total pickling process after manufacturing to ensure a smooth and clean gliding surface.



The slides can be chosen in six different colors and three materials: Straight or curved one-piece molded PE slides, made from 33% recycled post-consumer materials in different colours. Combined EcoCore™ sides and stainless-steel. Full stainless steel in one piece design for more vandalism proof solutions.



Wood version of FSC®-certified (FSC®C004450) pine wood with pressure impregnated base treatment and brown painted top finish. Vertical boards and top ends protected by a unique aluminum profile for high outdoor durability.



Sustainability Data

PCM111321



Cradle to Gate A1-A3	Total CO ₂ emission	CO ₂ e/kg	Recycled materials
	kg CO ₂ e	kg CO ₂ e/kg	%
PCM111321-0951	462.90	1.53	72.14
PCM111321-0905	512.11	2.04	62.84

The overall framework applied for these factors is the Environmental Product Declaration (EPD), which quantifies "environmental information on the life cycle of a product and enable comparisons between products fulfilling the same function" (ISO, 2006). This follows the structure and applies a Life-Cycle Assessment approach to the entire Product stage from raw material through manufacturing (A1-A3))

KOMPAN
Let's play

Kompan A/S

C.F. Tietgens Boulevard 32C
DK-5220 Odense SØ
Denmark



Verification of CO₂ calculation of: Play systems



Data version no. 2023-10-05

The CO₂ calculation and data are in compliance with the principles of a carbon footprint impact according to the GHG protocol (Greenhouse Gas Protocol), Scope 3, cradle to gate related to all individual components in the product category: "Play systems" represented by item no.: PCM200321-0950.

(Scope 3 emissions include emission sources in the upstream and downstream value chain).

Date: 30. October 2023 | Valid until: 30. October 2025

Verified by:

Julie Marie Vejsgaard Larsen, LCA & EPD Consultant

Verification based on report: Validation of CO₂ calculation of 9 categories of Kompan product line, version 1.0, prepared by: Bureau Veritas HSE, Denmark: Julie M. V. Larsen.

Publication date: 30. October 2023

By Bureau Veritas HSE
www.bureauveritas.dk
+45 7731 1000

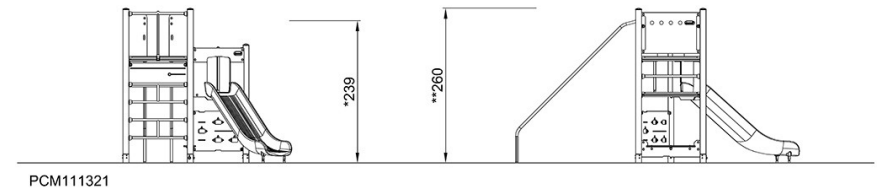
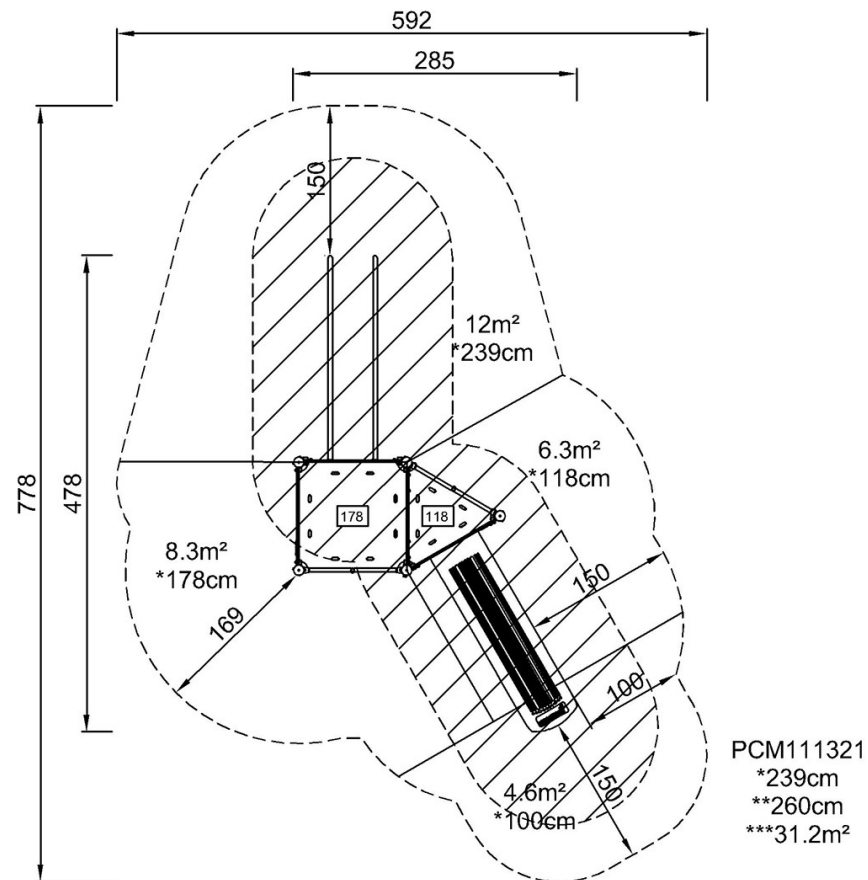


Two Deck Play Tower

PCM111321

* Max fall height | ** Total height | *** Safety surfacing area

* Max fall height | ** Total height



[Click to see TOP VIEW](#)

[Click to see SIDE VIEW](#)