

# Playhouse with Balcony

PCM002321



Item no. PCM002321-0601	
General Product Information	
Dimensions LxWxH	204x164x186 cm
Age group	6m+
Play capacity (users)	14
Colour options	



This activity packed, home-themed playhouse will attract and excite toddlers again and again. There are several features that greatly increase play value; the scale of the house is perfect for toddlers, the flower window adds to the overall transparency so that children can play together from the outside and the inside of the house and the shop counter desk features a conveyor

belt made of small wheels, providing a great tactile sensation. The crawl-through panel encourages children to crawl and explore. These activities stimulate cross-modal perception, important for improving reading skills and support cross-coordination awareness which is key to physical and cognitive development at this age. The sand

tube panel and Peek a boo panel stimulate the understanding of object permanence: that items may still exist even though out of sight.



Data is subject to change without prior notice.

# Playhouse with Balcony

PCM002321



## Funnel

**Social-Emotional:** trains cooperation and turn-taking as children put materials into the funnel. **Cognitive:** the passing of materials through funnels supports the children's logical thinking and for younger children the understanding of object permanence: that materials don't vanish but run through at the other end.



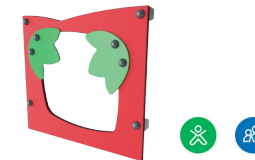
## Window with curtains

**Physical:** tactile stimulation supports sensory skills, when children explore the characteristics of the materials. **Social-Emotional:** social interaction between inside and outside, supporting turn-taking and cooperation. **Cognitive:** understanding of object permanence playing peek-a-boo. Dramatic play support, encouraging language skills. **Creative:** leaving a mark, deciding how to place curtains.



## Desk with conveyor belt

**Physical:** tactile stimulation from running hands over rolling spheres on conveyor belt. **Social-Emotional:** sharing and cooperation from both sides to create a social scenario that supports communication and cooperation. **Cognitive:** supports dramatic play scenarios, trains 'cause and effect' understanding.



## Crawl-through hole

**Physical:** the hole allows for climbing and crawling through, developing cross coordination, proprioception and spatial awareness. **Social-Emotional:** cooperation and turn-taking when passing one another.

# Playhouse with Balcony

PCM002321



Panels are available in two different materials: 19 mm EcoCore™ HDPE or impregnated and brown painted pine wood. EcoCore™ is a highly durable, eco-friendly material, which is not only recyclable after use but also consists of a core produced from 100% recycled material. Pinewood boards are embedded in stainless steel frames.



Main posts with hot dip galvanized steel footing are available in different materials: Pressure impregnated pine wood posts. Pre-galvanized inside and outside with powder coated top finish steel posts. Lead free aluminum with color anodized top finish. Greenline TexMade posts of 95% post-consumer recycled PE and textile waste.



All decks are supported by unique designed low-carbon aluminum profiles with multiple attachment options. The grey colored molded decks are made of 75% post-consumer waste PP material with a non-skid pattern and texture surface.

Item no. PCM002321-0601	
Installation Information	
Max. fall height	28 cm
Safety surfacing area	17.5 m <sup>2</sup>
Total installation time	10.9
Excavation volume	0.17 m <sup>3</sup>
Concrete volume	0.00 m <sup>3</sup>
Footing depth (standard)	60 cm
Shipment weight	240 kg
Anchoring options	In-ground ✓ Surface ✓
Warranty Information	
EcoCore HDPE	Lifetime
Post	10 years
PP Decks	10 years
Spare Parts Guarantee	10 years



KOMPAN GreenLine versions are designed with ultimate environmentally friendly materials with the lowest possible CO<sub>2</sub>e emission factor such as EcoCore™ panels of 100% post consumer recycled ocean waste.



Roof is made from rotomoulded PE with 33% Post-consumer materials. PE has high impact resistance across a wide temperature span which ensures durability.



Coloured steel components have a base of hot-dip galvanisation and a powder-coated top finish. This provides ultimate corrosion resistance in all climates around the world.



# Sustainability Data

PCM002321



Cradle to Gate A1-A3	Total CO <sub>2</sub> emission	CO <sub>2</sub> e/kg	Recycled materials
	kg CO <sub>2</sub> e	kg CO <sub>2</sub> e/kg	%
<b>PCM002321-0651</b>	293.52	1.49	69.95
<b>PCM002321-0601</b>	338.44	1.97	60.93

The overall framework applied for these factors is the Environmental Product Declaration (EPD), which quantifies "environmental information on the life cycle of a product and enable comparisons between products fulfilling the same function" (ISO, 2006). This follows the structure and applies a Life-Cycle Assessment approach to the entire Product stage from raw material through manufacturing (A1-A3))

**Kompan A/S**  
C.F. Tietgens Boulevard 32C  
DK-5220 Odense SØ  
Denmark



## Verification of CO<sub>2</sub> calculation of: Play systems



Data version no. 2023-10-05

The CO<sub>2</sub> calculation and data are in compliance with the principles of a carbon footprint impact according to the GHG protocol (Greenhouse Gas Protocol), Scope 3, cradle to gate related to all individual components in the product category: "Play systems" represented by item no.: PCM200321-0950.

(Scope 3 emissions include emission sources in the upstream and downstream value chain).

**Date: 30. October 2023 | Valid until: 30. October 2025**

Verified by:

Julie Marie Vejsgaard Larsen, LCA & EPD Consultant

Verification based on report: Validation of CO<sub>2</sub> calculation of 9 categories of Kompan product line, version 1.0, prepared by: Bureau Veritas HSE, Denmark: Julie M. V. Larsen.

**Publication date: 30. October 2023**

By Bureau Veritas HSE  
www.bureauveritas.dk  
+45 7731 1000

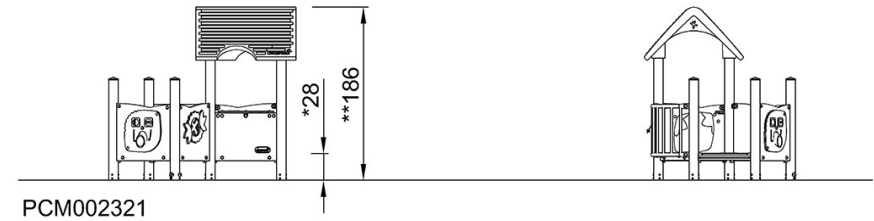
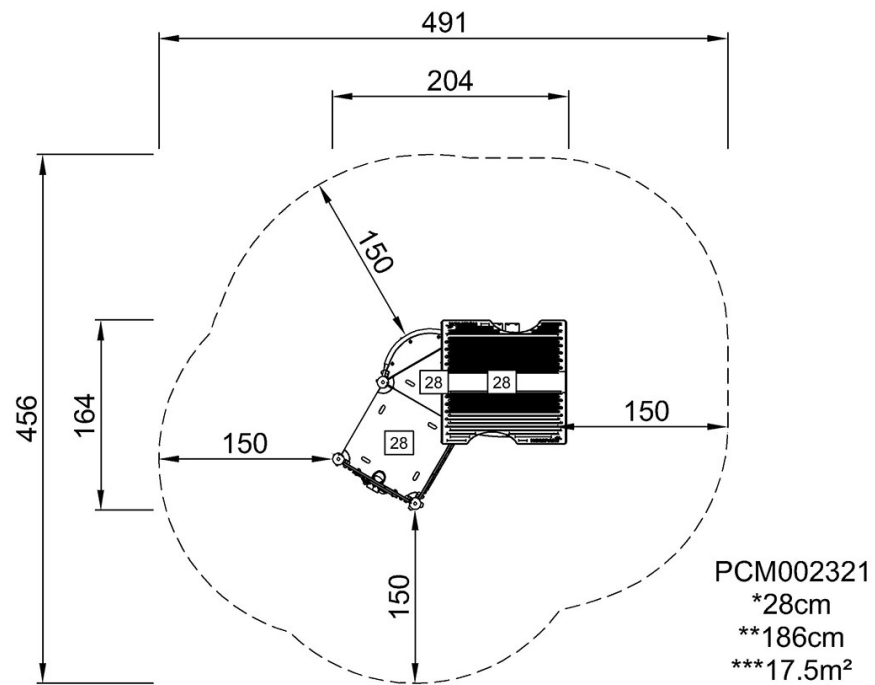


# Playhouse with Balcony

PCM002321

\* Max fall height | \*\* Total height | \*\*\* Safety surfacing area

\* Max fall height | \*\* Total height



[Click to see TOP VIEW](#)

[Click to see SIDE VIEW](#)