



# Embankment Slide, 2.0m high, 2.0m wide

KSL30504



Item no. KSL30504-0401	
General Product Information	
Dimensions LxWxH	352x204x97 cm
Age group	3+
Play capacity (users)	2
Colour options	



The extra wide Embankment Slide is extremely attractive. It makes children loop up hill and slide down again and again. The Embankment Slide will be a main attraction in a playground. Apart from the immense thrill of sliding, the Embankment Slide also supports children in developing important motor skills such as the sense of balance and space. These are

important in managing the world confidently and securely. The repeated loop of sliding and running back up is great training of cardio and muscle strength. The extra width adds a highly desirable rough-and-tumble element to play, when friends go down the slide together. This is a social-emotional benefit, which is further enhanced by the cooperation skills that

children use when slide together.




# Embankment Slide, 2.0m high, 2.0m wide

KSL30504




## Wide slide

**Physical:** develops spatial awareness, sense of balance and trains core muscles when sitting upright going down. **Social-Emotional:** invites socialising, supports parent-child and peer-to-peer play. **Cognitive:** young children develop their understanding of space, speed and distances when sliding down.




# Embankment Slide, 2.0m high, 2.0m wide

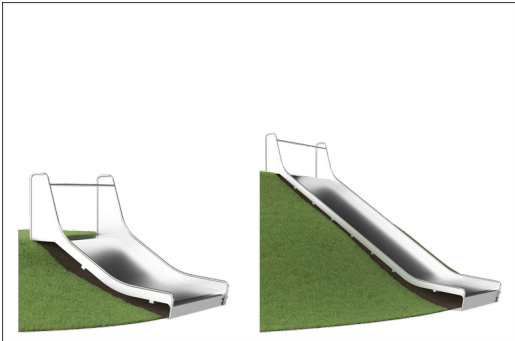
KSL30504



The stainless steel components are made of high-quality stainless steel in compliance with global playground standards. The steel is glass blasted after manufacturing to ensure a smooth gliding surface.



At 35°, the slide is set to the optimum angle to ensure children experience thrilling slides while maintaining safety.




Catering to different terrains, the embankment slides are available in 9 lengths ranging from 1 - 3 meters.

Item no. KSL30504-0401	
Installation Information	
Max. fall height	100 cm
Safety surfacing area	27.3 m²
Total installation time	9.1 hours
Excavation volume	1.49 m³
Concrete volume	0.95 m³
Footing depth (standard)	110 cm
Shipment weight	601 kg
Anchoring options	In-ground ✓
Warranty Information	
Spare Parts Guarantee	10 years
Stainless Steel Slide	10 years



# Sustainability Data

KSL30504




Cradle to Gate A1-A3	Total CO <sub>2</sub> emission	CO <sub>2</sub> e/kg	Recycled materials
	kg CO <sub>2</sub> e	kg CO <sub>2</sub> e/kg	%
KSL30504-0401	1,488.49	4.95	49.98

The overall framework applied for these factors is the Environmental Product Declaration (EPD), which quantifies "environmental information on the life cycle of a product and enable comparisons between products fulfilling the same function" (ISO, 2006). This follows the structure and applies a Life-Cycle Assessment approach to the entire Product stage from raw material through manufacturing (A1-A3))

Kompan A/S  
C.F. Tietgens Boulevard 32C  
DK-5220 Odense SØ  
Denmark



## Verification of CO<sub>2</sub> calculation of: Freestanding play equipment



Data version no. 2023-10-05

The CO<sub>2</sub> calculation and data are in compliance with the principles of a carbon footprint impact according to the GHG protocol (Greenhouse Gas Protocol), Scope 3, cradle to gate related to all individual components in the product category: "Freestanding play equipment" represented by item no.: GXY916012-3417.

(Scope 3 emissions include emission sources in the upstream and downstream value chain).

Date: 30. October 2023 | Valid until: 30. October 2025  
Verified by:

Julie Marie Vejsgaard Larsen, LCA & EPD Consultant

Verification based on report: Validation of CO<sub>2</sub> calculation of 9 categories of Kompan product line, version 1.0, prepared by: Bureau Veritas HSE, Denmark: Julie M. V. Larsen.

Publication date: 30. October 2023

By Bureau Veritas HSE  
www.bureauveritas.dk  
+45 7731 1000

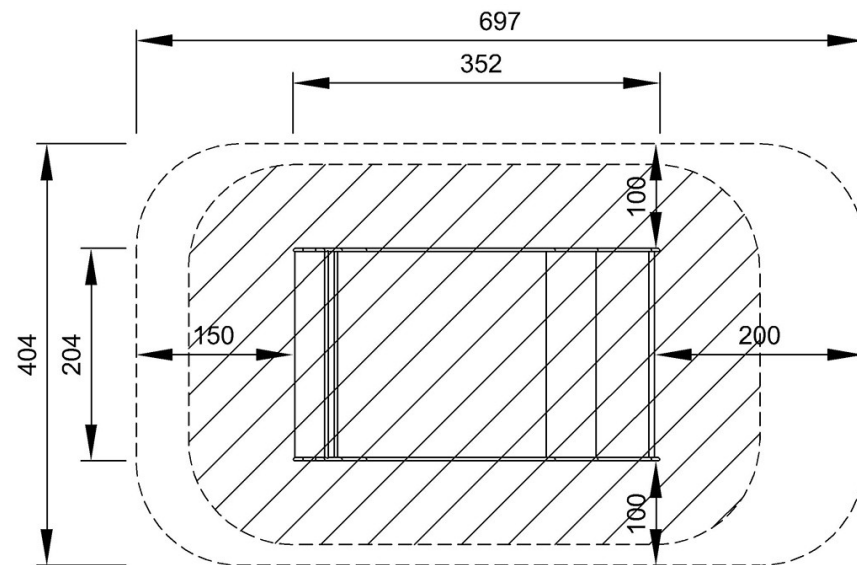


# Embankment Slide, 2.0m high, 2.0m wide

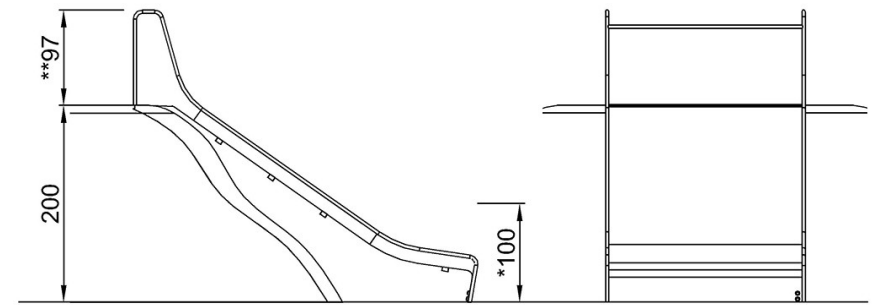
KSL30504

\* Max fall height | \*\* Total height | \*\*\* Safety surfacing area

\* Max fall height | \*\* Total height



KSL30504  
\*100cm  
\*\*97cm  
\*\*\*27.3m<sup>2</sup>



KSL30504

[Click to see TOP VIEW](#)

[Click to see SIDE VIEW](#)