

# Sand Desk with Seats

PCM502



Item no. PCM502-0601

## General Product Information

Dimensions LxWxH	135x128x42 cm
Age group	6m+
Play capacity (users)	3
Color options	



The Sand Desk with Seats immediately attracts and welcomes infants and toddlers with its age appropriate size and cute floral theme. The desk provides an ergonomically perfect place to work with loose parts, together with friends or care givers. The yellow bowl is a perfect container for materials. It can be lifted and emptied, a favourite activity for young children.

The Sand Desk with Seats encourages social play: the three seats are placed to ensure eye contact. Adults can sit on the table to informally or formally guide the play. The Sand Desk with Seats offers toddlers an opportunity to break out from the wilder action in playgrounds. This respite adds to the time they can spend in play. It gives the chance to watch and be inspired by

peers in the playground. And to socialize and make friends.



Data is subject to change without prior notice.

# Sand Desk with Seats

PCM502



## Water basin

**Social-Emotional:** meeting point for cooperation and sharing. **Cognitive:** the basin can be lifted and emptied, adding to play as well as to logical thinking skills.



## Seat


**Social-Emotional:** offers a point for retraction and a point for meeting and sharing.

# Sand Desk with Seats

PCM502



Panels of 19mm EcoCore™. EcoCore™ is a highly durable, eco friendly material, which is not only recyclable after use, but also consists of material produced from +95% recycled post consumer material from food packing waste.



The steel surfaces are hot dip galvanized inside and outside with lead free zinc. The galvanization has excellent corrosion resistance in outside environments and requires low maintenance.

Item no. PCM502-0601

## Installation Information

Max. fall height	22 cm
Safety surfacing area	14.3 m <sup>2</sup>
Total installation time	2.6
Excavation volume	0.22 m <sup>3</sup>
Concrete volume	0.00 m <sup>3</sup>
Footing depth (standard)	65 cm
Shipment weight	83 kg
Anchoring options	In-ground ✓ Surface ✓



# Sustainability Data

PCM502



Cradle to Gate A1-A3	Total CO <sub>2</sub> emission	CO <sub>2</sub> e/kg	Recycled materials
	kg CO <sub>2</sub> e	kg CO <sub>2</sub> e/kg	%
<b>PCM502-0601</b>	88.73	2.03	61.86

The overall framework applied for these factors is the Environmental Product Declaration (EPD), which quantifies "environmental information on the life cycle of a product and enable comparisons between products fulfilling the same function" (ISO, 2006). This follows the structure and applies a Life-Cycle Assessment approach to the entire Product stage from raw material through manufacturing (A1-A3))

**Kompan A/S**  
C.F. Tietgens Boulevard 32C  
DK-5220 Odense SØ  
Denmark



## Verification of CO<sub>2</sub> calculation of: Themed play systems



Data version no. 2023-10-05

The CO<sub>2</sub> calculation and data are in compliance with the principles of a carbon footprint impact according to the GHG protocol (Greenhouse Gas Protocol), Scope 3, cradle to gate related to all individual components in the product category: "Themed play systems" represented by item no.: MSC641100-3717P.

(Scope 3 emissions include emission sources in the upstream and downstream value chain).

**Date: 30. October 2023 | Valid until: 30. October 2025**

Verified by:

Julie Marie Vejsgaard Larsen, LCA & EPD Consultant

Verification based on report: Validation of CO<sub>2</sub> calculation of 9 categories of Kompan product line, version 1.0, prepared by: Bureau Veritas HSE, Denmark: Julie M. V. Larsen.

**Publication date: 30. October 2023**

By Bureau Veritas HSE  
www.bureauveritas.dk  
+45 7731 1000

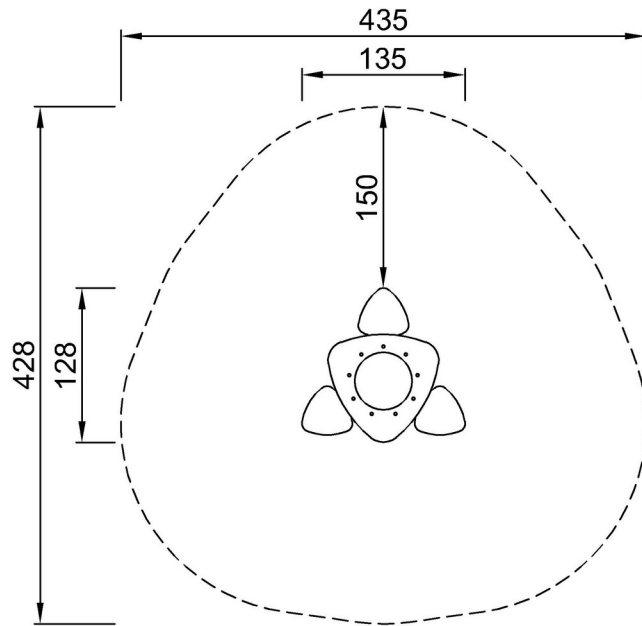


# Sand Desk with Seats

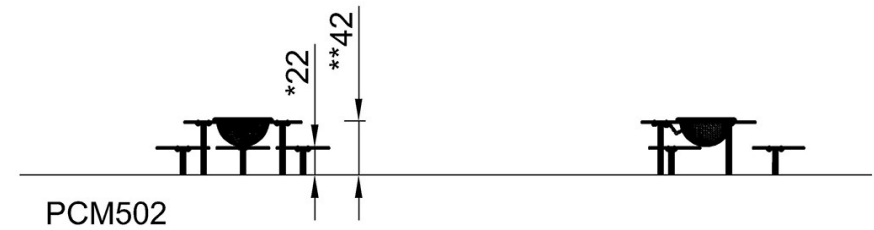
PCM502

\* Max fall height | \*\* Total height | \*\*\* Safety surfacing area

\* Max fall height | \*\* Total height



PCM502  
\*22cm  
\*\*42cm  
\*\*\*14.3m<sup>2</sup>



[Click to see TOP VIEW](#)

[Click to see SIDE VIEW](#)