





Large Play Tower

PCM103732



Item no. PCM103732-0901	
General Product Information	
Dimensions LxWxH	16'1"x9'11"x8'3"
Age group	2 - 5
Play capacity (users)	14
Color options	  



This activity packed play unit will appeal to children with its varied play activities. It will attract children again and again. The ladder forms a fast access for all to the slide. The climbing wall is a challenging entry point that requires several attempts for the less trained climber, but the reward when they complete is wonderful! The climbing wall stimulates cross-

coordination, which has a positive impact on e.g. children's reading skills. Sliding supports balance and posture, both important for managing the world securely. On ground level, responsive play panels form a creative place to socialise. The music panel stimulates the child's creativity and encourages turn-taking skills while letting the child explore sound and

tonality. All in all, a playful space for making friends.



Large Play Tower

PCM103732



Accessible stairway

Physical: climbing the accessible stairway is for all and supports cross coordination as well as arm and leg muscles. For young children, walking stairs and alternating feet is developed. **Social-Emotional:** room for active breaks and adult helpers. An inclusive space.



Xylophone music panel

Social-Emotional: invites social interaction and co-creation for more children, on both sides. **Cognitive:** understanding of cause and effect when striking tubes and creating sound. **Creative:** the creation of different intensity and tonality stimulates creative skills.



Rock climber

Physical: supports cross coordination and leg, arm and hand strength. **Social-Emotional:** the incline makes climbing feel safer, especially for younger children.



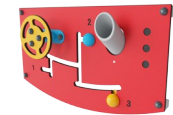
Window

Social-Emotional: invites interaction between sides and cooperative play.



Curved slide

Physical: sliding develops spatial awareness and a sense of balance. Furthermore, the core muscles are trained when sitting upright going down. **Social-Emotional:** empathy stimulated by turn-taking. **Cognitive:** young children develop their understanding of space, speed and distances when sliding down quickly.



Gearshift and tube panel

Social-Emotional: spurs group play and conversations with its dual-sidedness. **Cognitive:** supports dramatic play, which stimulates language skills. Communication skills when explaining functionalities. The passing of materials through funnels supports the children's logical thinking and the understanding of object permanence. **Creative:** changing the position of the gear, leaving your mark.

Large Play Tower

PCM103732



Panels of 19mm EcoCore™. EcoCore™ is a highly durable, eco friendly material, which is not only recyclable after use, but also consists of a core produced from 100% recycled material.



Main posts with hot-dip galvanized steel footing are available in different materials: Pressure impregnated pinewood posts. Pre-galvanized inside and outside with powder-coated top finish steel posts. Lead-free aluminum with color anodized top finish. Greenline TexMade posts of 100% post-consumer recycled PE and textile waste.




All decks are supported by uniquely designed low-carbon aluminum profiles with multiple attachment options. The grey-colored molded decks are made of 75% post-consumer ocean waste PP material with a non-skid pattern and texture surface.

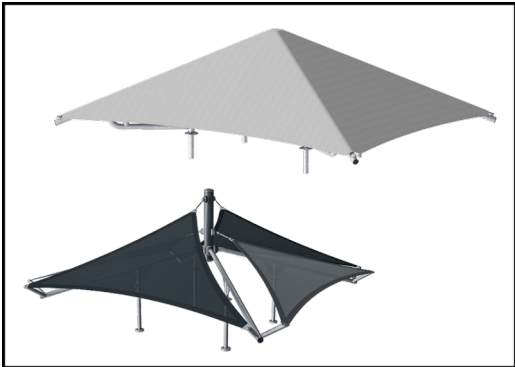
Item no. PCM103732-0901	
Installation Information	
Max. fall height	3'10"
Safety surfacing area	448ft²
Total installation time	20.7
Excavation volume	0.64yd³
Concrete volume	0.03yd³
Footing depth (standard)	2'11"
Shipment weight	1255lbs
Anchoring options	Surface ✓ In-ground ✓
Warranty Information	
EcoCore HDPE	Lifetime
Post	10 Years
PP Decks	10 Years
Ropes & nets	10 Years
Spare Parts Availability	10 Years



Wood version of FSC®-certified (FSC®C004450) pine wood with pressure impregnated base treatment and brown painted top finish. Vertical boards and top ends protected by a unique aluminum profile for high outdoor durability.



Ropes are made of UV-stabilized PES rope strands with inner steel cable reinforcement. The polyester wrapping is inductively melted onto each strand to ensure excellent wear and tear resistance.



Shade sails of commercial 95 high density PE knitted specially for sunshade structures. The sails are treated with UV stabilizers to ensure a long lifetime. The sails are supported by a hot dip galvanized steel frame. Closed sail equipped with an easy take down system.

Elevated activities	Accessible elevated activities	Accessible ground level activities	Accessible ground level play types
Present			
Required			

Sustainability Data

PCM103732



Cradle to Gate A1-A3	Total CO ₂ emission	CO ₂ e/kg	Recycled materials
	kg CO ₂ e	kg CO ₂ e/kg	%
PCM103732-0950	707.34	1.50	70.37
PCM103732-0901	773.43	1.78	65.27

The overall framework applied for these factors is the Environmental Product Declaration (EPD), which quantifies "environmental information on the life cycle of a product and enable comparisons between products fulfilling the same function" (ISO, 2006). This follows the structure and applies a Life-Cycle Assessment approach to the entire Product stage from raw material through manufacturing (A1-A3))

Kompan A/S
C.F. Tietgens Boulevard 32C
DK-5220 Odense SØ
Denmark



Verification of CO₂ calculation of: Play systems



Data version no. 2023-10-05

The CO₂ calculation and data are in compliance with the principles of a carbon footprint impact according to the GHG protocol (Greenhouse Gas Protocol), Scope 3, cradle to gate related to all individual components in the product category: "Play systems" represented by item no.: PCM200321-0950.

(Scope 3 emissions include emission sources in the upstream and downstream value chain).

Date: 30. October 2023 | Valid until: 30. October 2025

Verified by:

Julie Marie Vejsgaard Larsen, LCA & EPD Consultant

Verification based on report: Validation of CO₂ calculation of 9 categories of Kompan product line, version 1.0, prepared by: Bureau Veritas HSE, Denmark: Julie M. V. Larsen.

Publication date: 30. October 2023

By Bureau Veritas HSE
www.bureauveritas.dk
+45 7731 1000

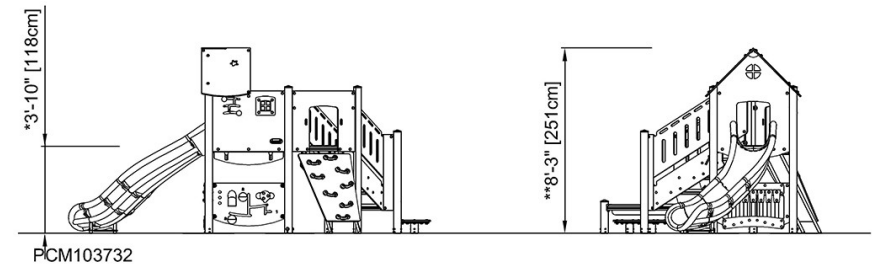
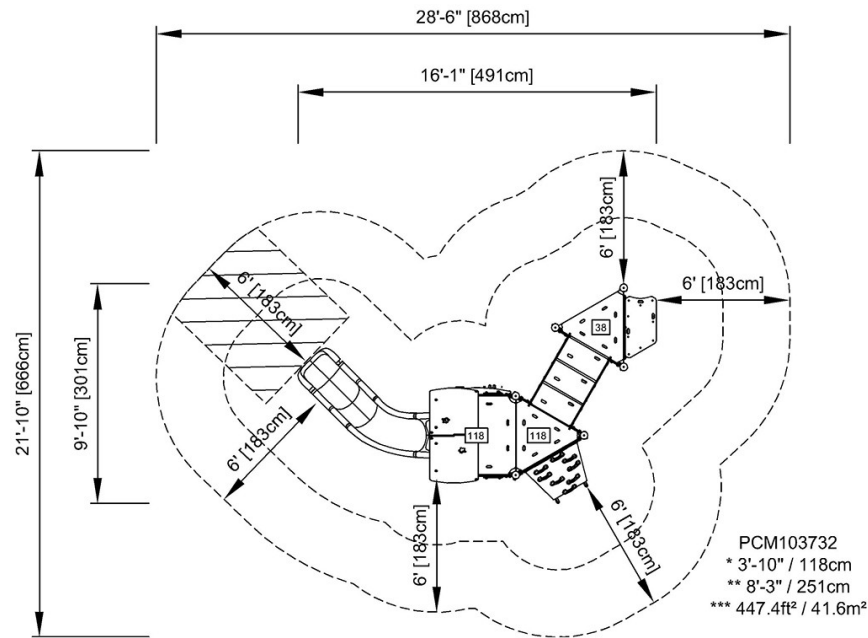


Large Play Tower

PCM103732

* Max fall height | ** Total height | *** Safety surfacing area

* Max fall height | ** Total height



[Click to see TOP VIEW](#)

[Click to see SIDE VIEW](#)