


# Embankment Slide, 3.0m high, 1.5m wide

KSL30903



|                                    |               |
|------------------------------------|---------------|
| Item no. KSL30903-0401             |               |
| <b>General Product Information</b> |               |
| Dimensions LxWxH                   | 525x154x97 cm |
| Age group                          | 2 - 12        |
| Play capacity (users)              | 2             |
| Colour options                     | ●             |



The extra wide Embankment Slide is extremely attractive. It makes children loop up hill and slide down again and again. The Embankment Slide will be a main attraction in a playground. Apart from the immense thrill of sliding, the Embankment Slide also supports children in developing important motor skills such as the sense of balance and space. These are

important in managing the world confidently and securely. The repeated loop of sliding and running back up is great training of cardio and muscle strength. The extra width adds a highly desirable rough-and-tumble element to play, when friends go down the slide together. This is a social-emotional benefit, which is further enhanced by the cooperation skills that

children use when slide together.




# Embankment Slide, 3.0m high, 1.5m wide

KSL30903




## Wide slide

**Physical:** sliding develops spatial awareness and a sense of balance. Furthermore, the core muscles are trained when sitting upright going down. **Social-Emotional:** invites socializing, supports parent-child and peer-to-peer play. **Cognitive:** young children develop their understanding of space, speed and distances when sliding down quickly.




# Embankment Slide, 3.0m high, 1.5m wide


KSL30903



The stainless steel components are made of high quality stainless steel in compliance with global playground standards. The steel is glass blasted after manufacturing to ensure a smooth gliding surface.



At 35°, the slide is set to the optimum angle to ensure both gliding fun and safety.



Catering to different terrains, the embankment slides are available in 9 lengths from 1 - 3m.

Item no. KSL30903-0401

### Installation Information

|                          |   |
|--------------------------|---|
| Max. fall height         | 102 cm  |
| Safety surfacing area    | 9.7 m <sup>2</sup>                            |
| Total installation time  | 9.3   |
| Excavation volume        | 1.16 m <sup>3</sup>                           |
| Concrete volume          | 0.74 m <sup>3</sup>                           |
| Footing depth (standard) | 110 cm  |
| Shipment weight          | 616 kg  |
| Anchoring options        | In-ground <input checked="" type="checkbox"/> |

### Warranty Information


|                        |          |
|------------------------|----------|
| Spare parts guaranteed | 10 years |
| Stainless steel slide  | 10 years |

| Elevated activities | Accessible elevated activities | Accessible ground level activities | Accessible ground level play types |
|---------------------|--------------------------------|------------------------------------|------------------------------------|
| Present             |                                |                                    |                                    |
| Required            |                                |                                    |                                    |

**CSA**  
**Z614**  
compliant

# Sustainability Data

KSL30903



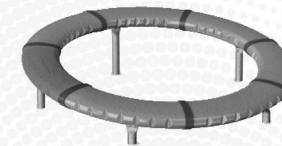
| Cradle to Gate A1-A3 | Total CO <sub>2</sub> emission | CO <sub>2</sub> e/kg    | Recycled materials |
|----------------------|--------------------------------|-------------------------|--------------------|
|                      | kg CO <sub>2</sub> e           | kg CO <sub>2</sub> e/kg | %                  |
| <b>KSL30903-0401</b> | 1,220.04                       | 4.20                    | 49.98              |

The overall framework applied for these factors is the Environmental Product Declaration (EPD), which quantifies "environmental information on the life cycle of a product and enable comparisons between products fulfilling the same function" (ISO, 2006). This follows the structure and applies a Life-Cycle Assessment approach to the entire Product stage from raw material through manufacturing (A1-A3))

**Kompan A/S**  
 C.F. Tietgens Boulevard 32C  
 DK-5220 Odense SØ  
 Denmark



## Verification of CO<sub>2</sub> calculation of: Freestanding play equipment



Data version no. 2023-10-05

The CO<sub>2</sub> calculation and data are in compliance with the principles of a carbon footprint impact according to the GHG protocol (Greenhouse Gas Protocol), Scope 3, cradle to gate related to all individual components in the product category: "Freestanding play equipment" represented by item no.: GXY916012-3417.

(Scope 3 emissions include emission sources in the upstream and downstream value chain).

**Date: 30. October 2023 | Valid until: 30. October 2025**

Verified by:

Julie Marie Vejsgaard Larsen, LCA & EPD Consultant

Verification based on report: Validation of CO<sub>2</sub> calculation of 9 categories of Kompan product line, version 1.0, prepared by: Bureau Veritas HSE, Denmark: Julie M. V. Larsen.

**Publication date: 30. October 2023**

By Bureau Veritas HSE  
 www.bureauveritas.dk  
 +45 7731 1000

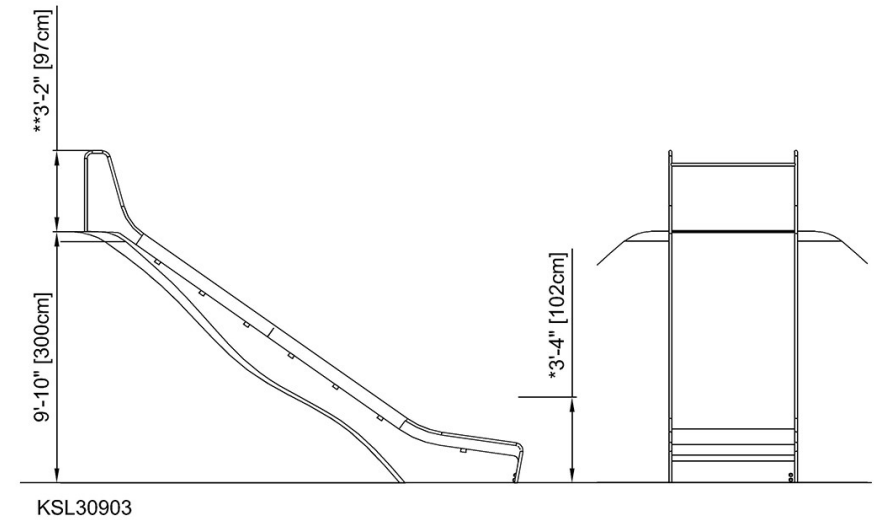
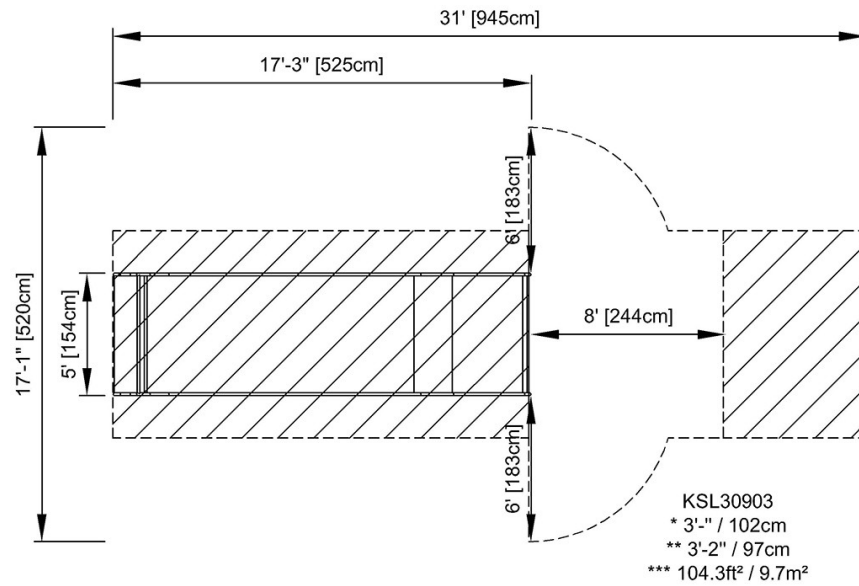


# Embankment Slide, 3.0m high, 1.5m wide

KSL30903

\* Max fall height | \*\* Total height | \*\*\* Safety surfacing area

\* Max fall height | \*\* Total height



[Click to see TOP VIEW](#)

[Click to see SIDE VIEW](#)